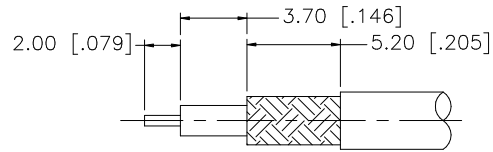
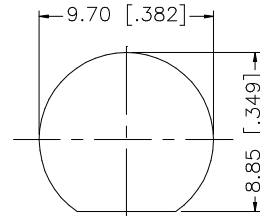


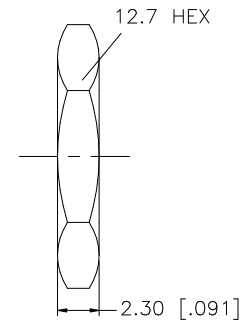
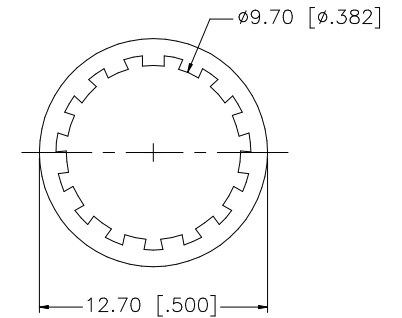
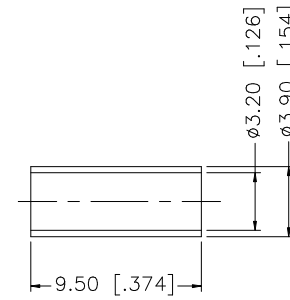
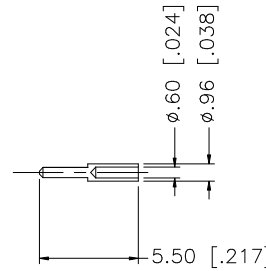
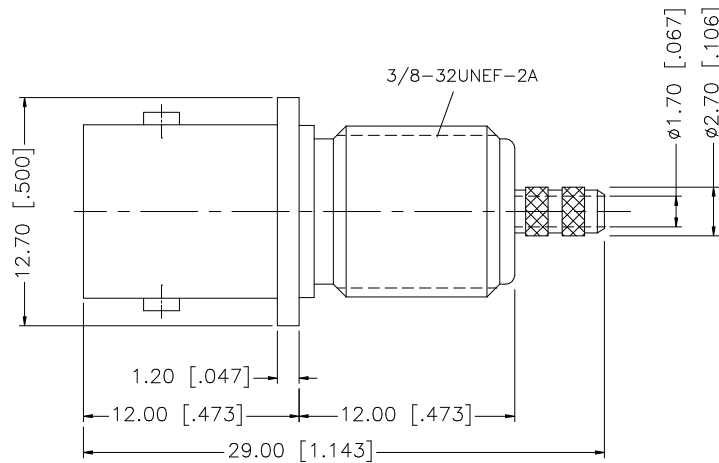
REV.	DATE	DESCRIPTION
NC	04/02/98	INITIAL RELEASE
A	05/11/98	ADD CABLE STRIPPING DIMS
B	10/18/06	UPDATE DRAWING FORMAT
C	01/09/07	REVISE DESCRIPTION TO "FRONT MOUNT"



RECOMMENDED CABLE STRIPPING DIMENSIONS



RECOMMENDED MOUNTING HOLE



QTY	DESCRIPTION	MATERIAL	FINISH
1	BODY	BRASS	NICKEL
1	INSULATOR	TEFLON	NATURAL
1	CONTACT PIN	PHOS. BRONZE	GOLD
1	LOCK WASHER	BRASS	NICKEL
1	HEX NUT	BRASS	NICKEL
1	FERRULE	BRASS	NICKEL

UNLESS OTHERWISE SPECIFIED DIMENSIONS ARE IN MILLIMETERS. DIMENSIONS IN [] ARE IN INCHES AND FOR CUSTOMER REFERENCE ONLY.

UNLESS OTHERWISE SPECIFIED TOLERANCES FOR MILLIMETERS ARE:
0.5 - 8mm ± 0.20mm
8 - 30mm ± 0.40mm
30 - 120mm ± 0.50mm

UNLESS OTHERWISE SPECIFIED TOLERANCES FOR INCHES ARE:
.020 - .315 = ± 0.007"
.315 - 1.180 = ± 0.015"
1.180 - 4.724 = ± 0.020"

DO NOT SCALE DRAWING

APPROVALS	DATE
DRAWN G.R.S.	01/09/07
CHECKED	
ISSUED	
SHEET 1 OF 1	
CAD FILE	C:/112/112587.DWG

Amphenol Connex

PART DESCRIPTION
**BNC BULKHEAD CRIMP JACK – FRONT MOUNT
(FOR RG-174/U, 188/U, 316/U CABLE)**

PART NO.
112587

DWG. NO.	112587.DWG	REV.	C	SIZE	A	SCALE	NA
----------	------------	------	---	------	---	-------	----

Mouser Electronics

Authorized Distributor

Click to View Pricing, Inventory, Delivery & Lifecycle Information:

[Amphenol:](#)

[112587](#)