
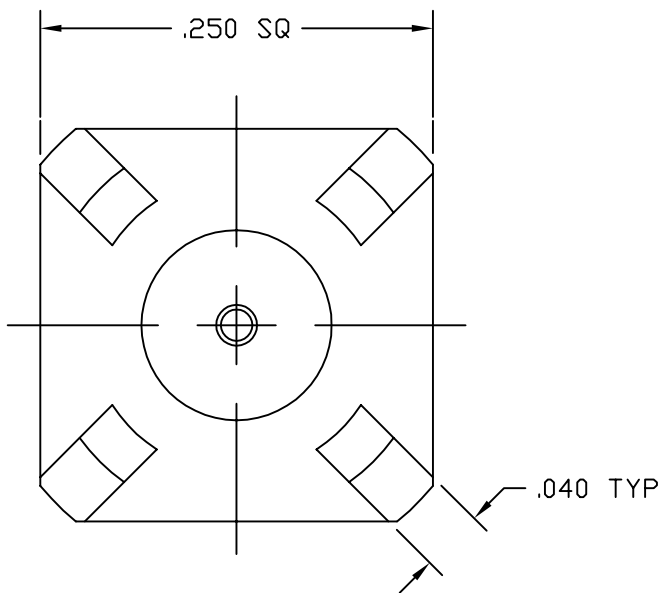
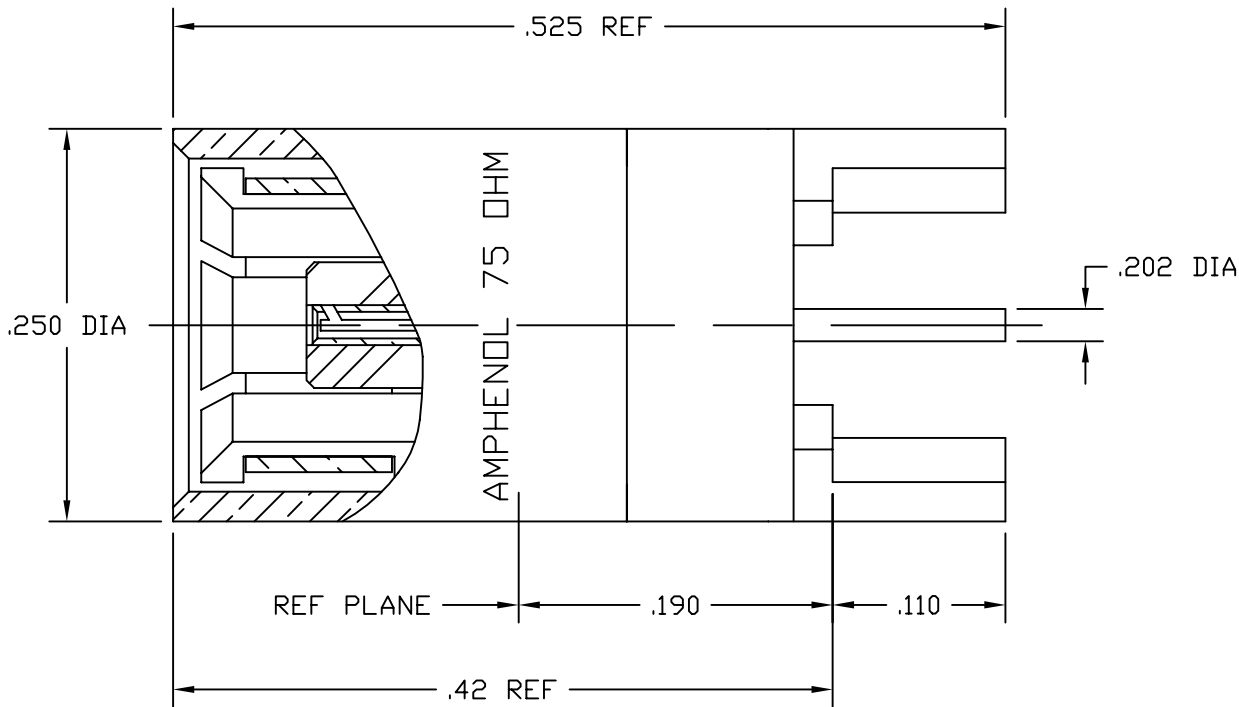


NOTES:  
1. DO NOT SCALE THIS DRAWING.  
2. MATERIAL AND FINISH:  
BODY BRASS, GOLD PLATED  
HOOD BRASS, NICKEL PLATED  
INSULATOR TFE FLUOROCARBON, COLOR RED  
CENTER CONTACT BERYLLIUM COPPER, GOLD PLATED

903-524P-71P	REVISIONS				
DRAWING NO.	REV	DESCRIPTION	DATE	ECO	APPR
THIRD ANGLE PROJ. 	A	OFFICIAL ENG. RELEASE TO MFG.	11/27/95	41050	PB/
	B	SEE SHEET 1	1/9/03	44320	CPM
	C	SEE SHEET 1		44724	CPM



CUSTOMER OUTLINE DRAWING  
ALL OTHER SHEETS ARE FOR INTERNAL USE ONLY

UNLESS OTHERWISE SPECIFIED, DIMENSIONS ARE IN INCHES AND TOLERANCES ARE: 2 PLACE DECIMAL      3 PLACE DECIMAL      ANGLES ±.015 (0,381 mm)      ±.005 (0,127 mm)      ± 1°	MATERIAL	DRAWN P. BRENZEL	DATE 11-7-95	TITLE  75 OHM SLIDE-ON PLUG PC MOUNT		Amphenol Amphenol Corporation RF/Microwave Operations Danbury, Conn. U.S.A. 06810	
	REFERENCE EAR 111-964730 1 EAR 111-965016 1 KS 24191 L4 ISSUE 1 615X-1391-200	ENGINEER	DATE				
NOTICE - These drawings, specifications, or other data (1) are, and remain the property of Amphenol Corp. (2) must be returned upon request; and (3) are confidential and not to be disclosed to any person other than those to whom they are given by Amphenol Corp. The furnishing of these drawings, specifications, or other data by Amphenol Corp., or to any other person to anyone for any purpose is not to be regarded by implication or otherwise in any manner licensing, granting rights or permitting such holder or any other person to manufacture, use or sell any product, process or design, patented or otherwise, that may in any way be related to or disclosed by said drawings, specifications, or other data.	APPROVED R. VACCARD		DATE 11-21-95	SCALE: 8:1		SHEET 2 OF 2	
	CAD FILE H:\PETE\SMB\903\ASSY\524P71PC		CODE ID 74868	DWG SIZE B	DRAWING NO. 903-524P-71P		REV C

# Mouser Electronics

Authorized Distributor

Click to View Pricing, Inventory, Delivery & Lifecycle Information:

[Amphenol:](#)  
[903-524P-71P](#)