

Amphenol

PRLC

Plug Receptacle Lens Connector

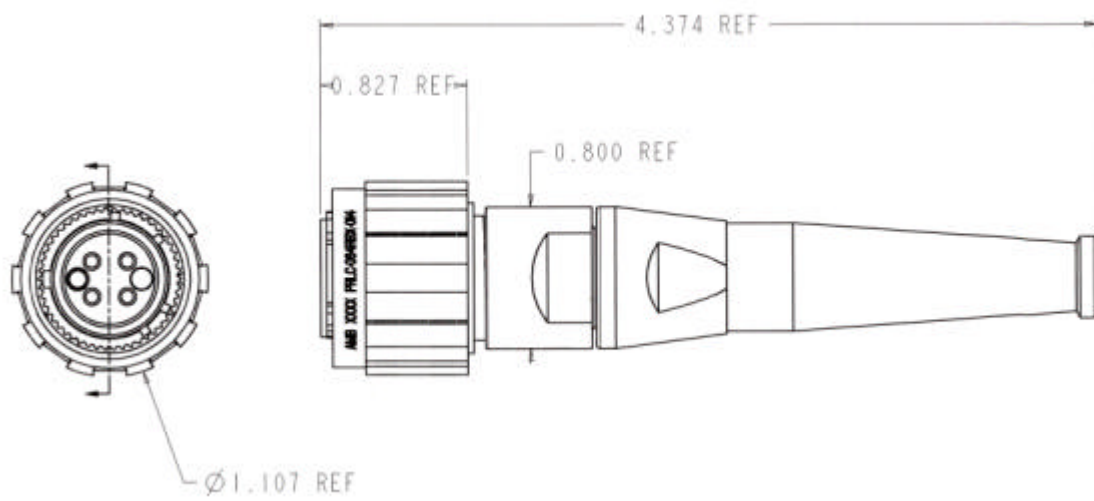


The PRLC series uses MIL-C-38999 Series III proven connector construction, with a Tri-Start mating mechanism; an excellent anti-vibration coupling. The connector has a generic construction throughout, all housed within a shell size 13.

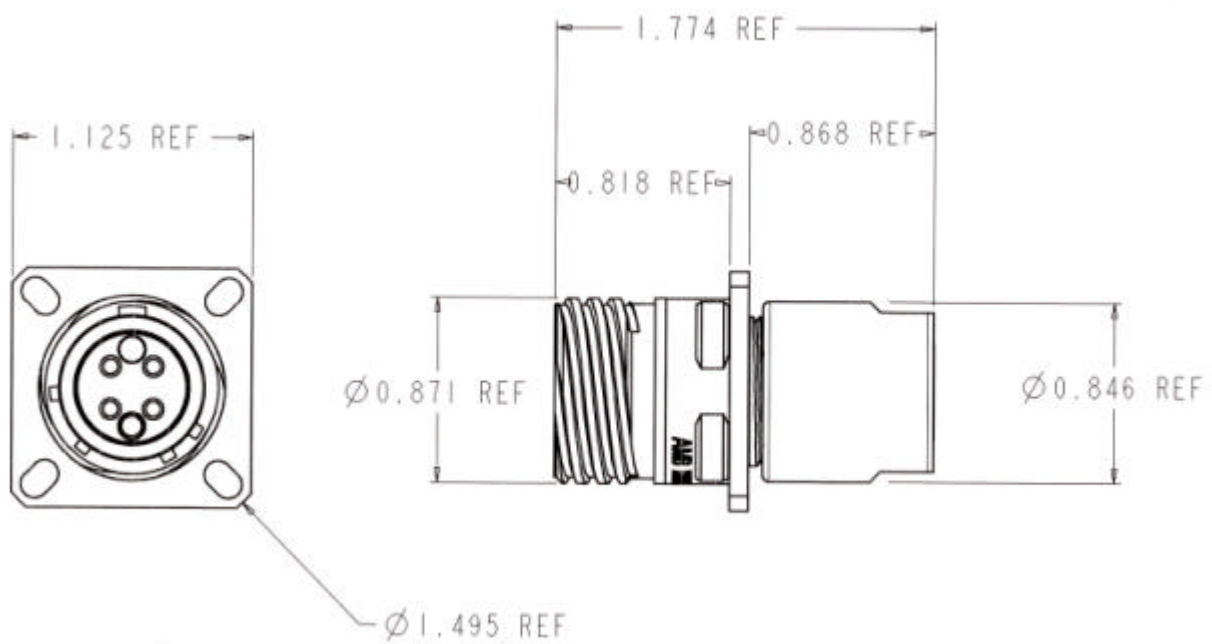
PRLC sales have been successful in oil and gas exploration, mass transit and military communications. The shell material is nickel aluminium bronze for marine and mass transit applications, and stainless steel for oil field and mining applications.

- Product series offers free plug, jam nut and square flange receptacles, and loop back version
- Protective caps for all connector styles
- Fully keyed and orientated shells
- Low insertion loss typically 0.9 max 1.5dB @ 1300 NM
- Small design
- Low internal receptacle protrusion
- Simplex, duplex and quad configurations
- Integral backshell designed for Amphenol 5.5mm OD tactical cable

Plug



Receptacle



Performance

Optical	
Attenuation	Typically max. 1.5 dB @ 1300 NM
Fibre Types	50/125 62.5/125
Orientations	N A B C D E F


Environmental	
Temperature Range	-55°C to +85°C

Mechanical	
Durability	1500 matings
Materials	Nickel Aluminium Bronze + Stainless Steel Shells Stainless Steel Inserts
Lens Technology	Selfoc™ Flat Lens = 8500NM / 1300NM
Seals	Silicone

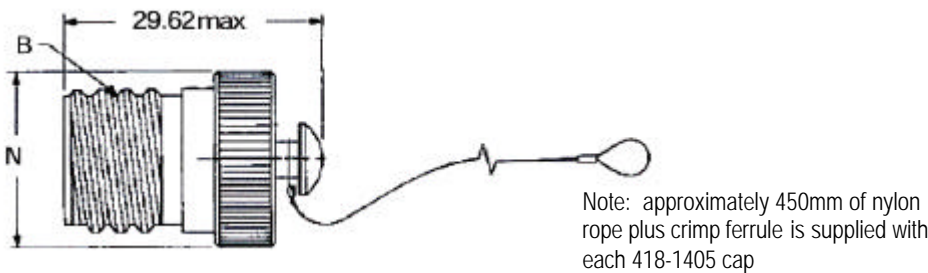
Dust Cap Information

All Dust Caps are Nickel Aluminium Bronze with Nylon Cord.

Plug – Nickel Aluminium Bronze 418-1406-13



Receptacle – Nickel Aluminium Bronze 418-1405-13



Required Information for Cable Assembly Manufacture

Configuration	Simplex / Duplex / Quad
Cable Type	5.5mm OD Tactical / 3.0mm ZIPcord
Fibre Size	62.5/125 50/125
Number of Fibres	No. of Fibres in Cable required
Lens Operational Wavelength	8500NM / 1300 NM
Connector Style	Free Plug / Jam Nut Receptacle / Loop Back
Cable Drum	Is Cable Drum required for Cable Assemblies 50M and over in length?

Notice: Products are sold subject to Amphenol's conditions of sale ("the standard conditions"). All specifications and statements contained herein are believed to be correct at the time of printing but no representation or warranty, express or implied, is given as to any specification or statement contained herein. Product specifications including performance characteristics are typical only and subject to deviation. Specifications are also subject to change without notice. Users should not assume that all safety measures are indicated or that other measures may not be required. No representation or warranty, express or implied, is given that any use of products (including any stated or suggested use) does not infringe any patent, registered design or other third party rights and no stated or suggested use of products can be taken to recommend any such infringement.

Mouser Electronics

Authorized Distributor

Click to View Pricing, Inventory, Delivery & Lifecycle Information:

[Amphenol:](#)

[418-1406-13](#)