


Technical drawing of the BD-06BFFM-SR6000 cable assembly. The drawing shows a side view of the cable with a length dimension of  $\varnothing L(mm)$  and a diameter dimension of  $\varnothing 5.8$ . A break symbol is shown on the cable. The connector is shown in a cross-sectional view with dimensions  $25.5$  and  $\varnothing 20.0$ . The connector is labeled with the part number BD-06BFFM-SR6000 (1) and the color Black. A dimension of  $\varnothing 31.0$  is also shown for the connector assembly.

BD-06BFFM-SR6AXX




Conn.

99 :99Meters

Cable Length(L):01~99Meters

Note:

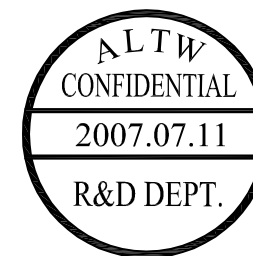

- \* @C Important Dimension.
- \* Waterproof Rate: IP66
- \* Housing: Black, Nylon+GF
- \* Female Pin: Copper Alloy, Gold Plated
- \* Cable: Black, UL2464 24AWG\*6C+D+Al/My  
PVC Jacket (UV Resistant) OD=5.8mm
- \* Cable Length Tolerance: 1M~10M±5%mm, 11M~99M±500mm.




## Pin Assignments

### Front View

6	White
5	Red
4	Orange
3	Yellow
2	Green
1	Blue
Conn.	Wire Color
Pin Out	



UNIT:mm	
TOLERANCE	
$\pm 0.5 \text{ mm}$	

TITLE		Standard	
Cable Screw 6Pin F Conn. F Pin			
SCALE	Free	SHEET	1 OF 1
REV.	B	SIZE	A4
		QC : Inspection Item	

**Amphenol LTW**  
安費諾亮泰企業股份有限公司

ITEM NO	DRAWN BY Josephine Espiritu	DATE 2007/07/11
DWG NO BD-06BFFM-SR6AXX	CHECKED BY Robert Dabu	DATE 2006/07/11
CUSTOMER ALTW	APPROVED BY Win	DATE 2006/07/11

# Mouser Electronics

Authorized Distributor

Click to View Pricing, Inventory, Delivery & Lifecycle Information:

[Amphenol:](#)

[BD-06BFFM-SR6A02](#) [BD-06BFFM-SR6A10](#) [BD-06BFFM-SR6A05](#)