

# USB3F TV (USB-A)

USB connection system for harsh environment

**NEW**  
**USB3.0**

ROHS  
COMPLIANT  
N & BZ



With USB Field, you can insert a standard USB 3.0 cordset into a metallic plug which will protect it from shocks, dust and fluids.

**No hazardous on-field cabling and grounding!**

**Also available a version including plug + cordset: see next page.**

This metallic plug is connected into a receptacle, using a Tri Start Thread coupling mechanism (MIL-DTL-38999 series III type) with anti-decoupling device for high vibrations.

## Applications

- Embedded computers
- Data acquisition and transmission in harsh environment
- Railways
- Battelfield communication systems
- Navy systems

## Data transmission

USB specification 3.0

Data rate: up to 5Gb/s for high speed USB

**Dataspeed**  
**10 x higher**  
**than USB2.0**

## Main characteristics

- Sealed against fluids and dusts (IP68)
- Shock, vibration and traction resistant
- No cabling operation in field and no tools required
- Improved EMI protection
- Tri Start Thread coupling mechanism (MIL-DTL-38999 series III type) with anti-decoupling device - Shell size 15
- 2 mechanical coding / polarization possibilities (receptacle insert rotation)
- USB3F TV plug retention in the receptacle: 100 N in the axis
- Mating cycles: 500 minimum

## Environmental protection

- Sealing (when mated): IP68 (temporary immersion)
- Salt spray: 48 h with nickel plating  
 > 500 h with olive drab cadmium  
 500 h with marine bronze shell
- Fire retardant / low smoke: UL94 V0 and NF F 16 101 & 16 102
- Vibrations: 10 – 500 Hz, 10 g, 3 axes: no discontinuity > 1micro s
- Shocks: IK06: weight of 250 g drop from 40 cm [15.75 in] onto connectors (mated pair)
- Humidity: 21 days, 43°C, 98% humidity
- Temperature range: - 40°C / +85°C

## Part number code: plug and receptacles without cordset.

Series USB3 Field TV	USB3F TV	2	A	G
<b>Shell type</b>				
6: plug (without cordset) - <i>For cordset solution, see page 88.</i>				
2: square flange receptacle with female USB3.0 termination - <i>For cordset solution, see page 90.</i>				
7: jam nut receptacle with female USB3.0 termination - <i>For cordset solution, see page 90.</i>				
<b>Coding (for receptacle only)</b>				
A or B				
<b>Shells material &amp; finish</b>				
G: aluminium shell - olive drab cadmium plating				
N: aluminium shell - nickel plating - <i>ROHS compliant</i>				

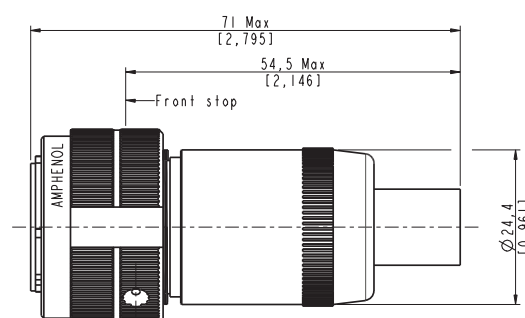
Examples: - plug, olive drab cadmium plating: **USB3F TV 6 G**  
 - jam nut receptacle, coding B, nickel plating: **USB3F TV 7 B N**

## Plug without cordset

- Shell type 6

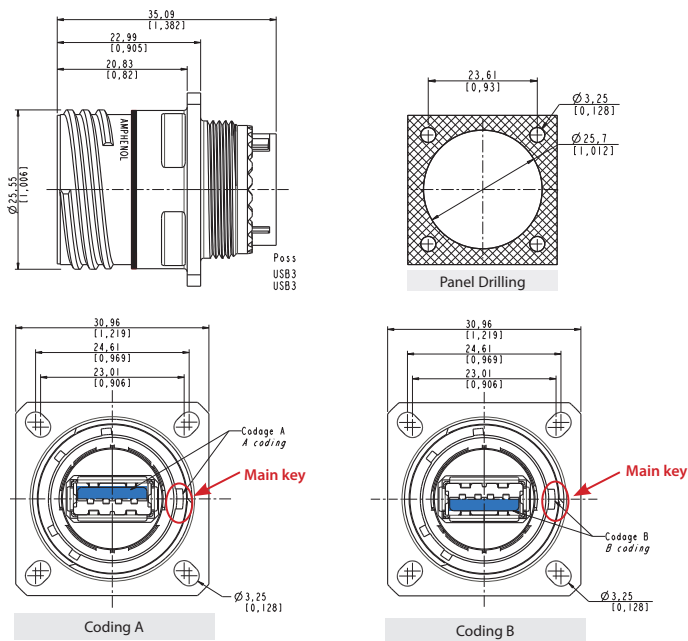
Part number type: **USB3 FTV 6 x**

**Nota:** assembling instructions on page 89

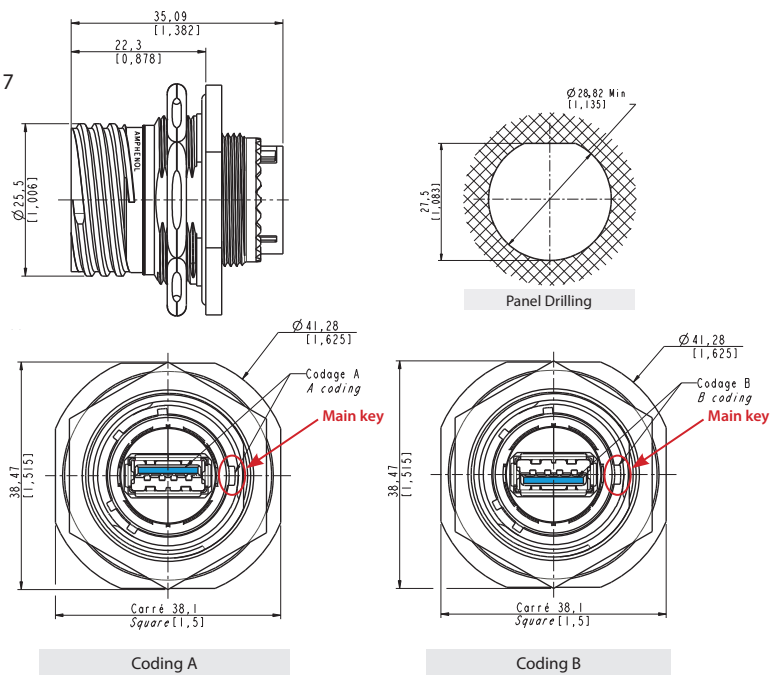


## Receptacles

- Square flange receptacle
- 4 mounting holes - Shell type 2
- Part number type: **USB3 FTV 2 x**

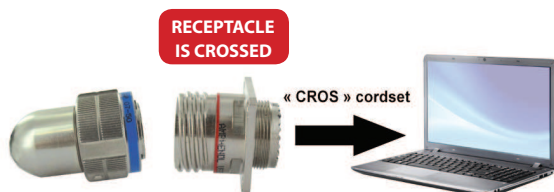


- Jam nut receptacle
- Hexagonal nut mounting - Shell type 7
- Part number type: **USB3 FTV 7 x**

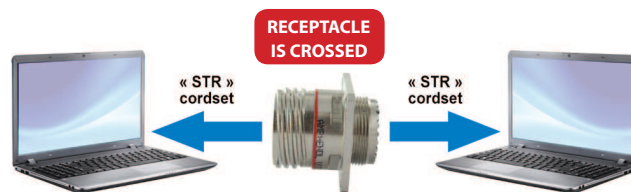


## Configuration use

For PC to peripheral application, use a crossed USB3 cable  
« CROS » type in the part number code



For PC to PC application, use a straight USB3 cable  
« STR » type in the part number code



## Part number code: plugs with cordset.

Series USB3 Field TV		USB3F TV	6	A	03	G	STR
Shell type							
6: plug (with cordset)							
Coding							
A or B							
Cordset length							
03: 0.3 m [11.81 inches]		10: 1 m [39.37 inches]					
05: 0.5 m [19.68 inches]		15: 1.5 m [59.05 inches]					
Shells material & finish							
G: aluminium shell - olive drab cadmium plating							
N: aluminium shell - nickel plating - <i>ROHS compliant</i>							
Type of cable *							
CROS: high reliability USB3 cable crossed		<div><p><b>* IMPORTANT NOTE</b></p><ul style="list-style-type: none"><li>• for PC to PC application, use a “CROS” type of cable</li><li>• for PC to peripheral application, use a “STR” type of cable</li></ul><p><i>See Configuration use on page 87</i></p></div>					
STR: high reliability USB3 cable straight							
OPEN: high reliability USB3 cable open ⇒ <i>no plug at the end'</i>							

### \* IMPORTANT NOTE

- for PC to PC application, use a "CROS" type of cable
- for PC to peripheral application, use a "STR" type of cable

See Configuration use on page 87

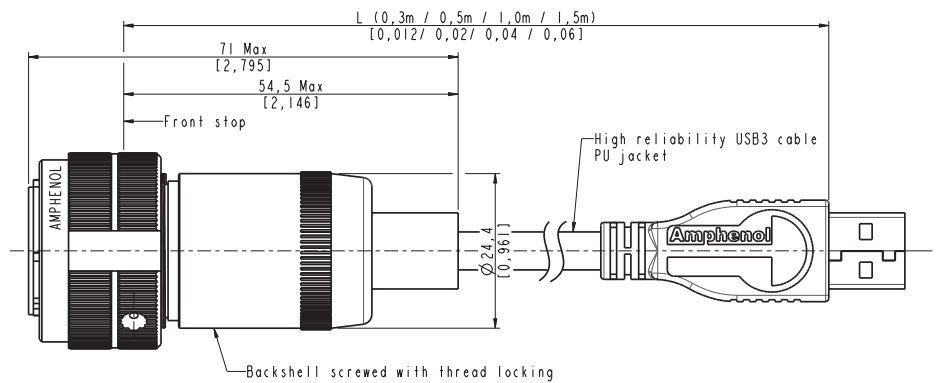
Examples:

- plug, coding B, with 0.5m length of high reliability USB3 cable crossed, nickel plating: **USB3F TV 6 B 05 N CROS**
- plug, coding A, with 1m length of high reliability USB3 cable straight, olive drab plating: **USB3F TV 6 A 10 G STR**
- plug, coding B, with 0.3m length of high reliability USB3 OPEN, nickel plating: **USB3F TV 6 B 03 N OPEN**

## Plug with reinforced USB3.0 cordset

### ■ Shell type 6

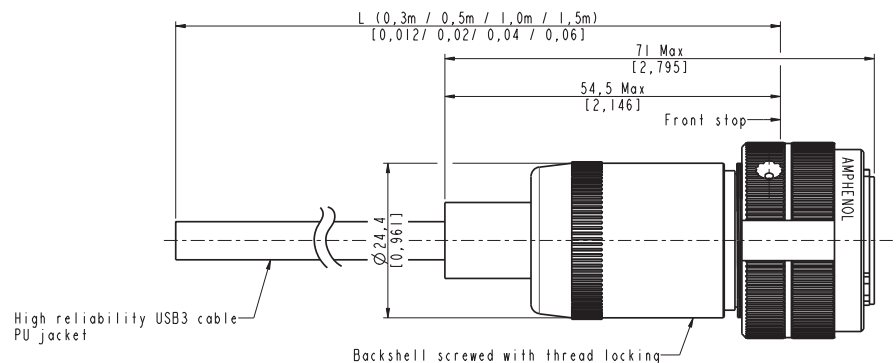
Part number type: **USB3 FTV 6 x xx x CROS**  
**USB3 FTV 6 x xx x STR**



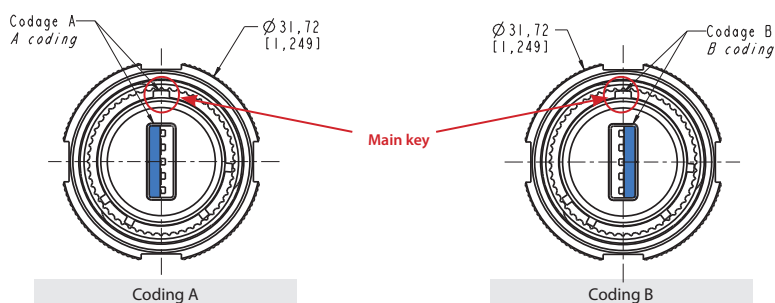
## Plug with open reinforced USB3.0 cable

### ■ Shell type 6

Part number type: **USB3 FTV 6 x xx x OPEN**



## 2 codings available for plugs

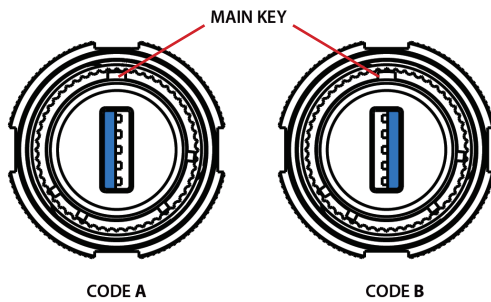


## Assembly instructions


Can be used with most the USB3.0 cordset brands : No tools required!

### Plug assembly

1. Insert the USB3 cordset into the metallic backshell
2. Insert the retention spacer laterally to the cable (this spacer is soft, in order to adapt to different shapes of overmolding) and slide the overmolding of the USB3-A plug into this retention spacer
3. Insert the friction ring laterally to the cable
4. Choose the right coding (2 positions) and insert the USB-A plug into the protective plug. Note at this step, the main key is used for polarization through the blue seal.



7. Screw the backshell on the plug body. A wrench can be necessary to fully tighten it, and the connection to the receptacle can help

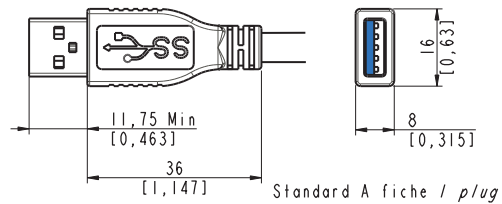


### IMPORTANT NOTE

The sealing is done by the blue seal.



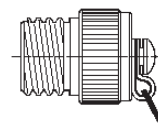
### USB3 cordset usable - Not provided



## Accessories

### ■ Metallic caps

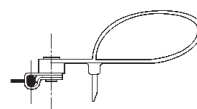
	USB TVC	2	G
<b>Connector type</b>			
6: plug			
2: square flange receptacle			
7: jam nut receptacle			
<b>Shells material &amp; finish</b>			
N: aluminium shell - nickel - ROHS compliant			
G: aluminium shell - olive drab cadmium			
BZ: marine bronze shell - ROHS compliant			



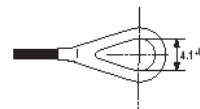
Plug Cap



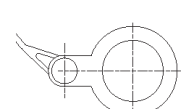
Receptacle Cap



Plug Cap end



Square flange  
receptacle cap end



Jam Nut receptacle  
cap end

- Panel gasket for square flange receptacle  
Thickness: 0,8 mm [.031]  
P/n: JE15



# USB3F TV (USB-A)

Transversally sealed receptacles



In some applications, a transversal sealing for the receptacle is a « must ». This will prevent fluids and dust from going through the receptacle when plug or cap are not mated to the receptacle. The sealed solution (version "S") has a compound at the rear of the receptacle below. In addition, the Sealed USB3F TV has been successfully tested in very high vibration corresponding to airplane applications.

## Applications

- Embedded computers
- Data acquisition and transmission in harsh environment
- Railways
- Battelfield communication systems
- Navy systems

## Data transmission

USB specification 3.0  
Data rate: up to 5Gb/s for high speed USB

## Main characteristics

- Sealed against fluids and dusts (IP68)
- Shock, vibration and traction resistant
- No cabling operation in field and no tools required
- Improved EMI protection
- Tri Start Thread coupling mechanism (MIL-DTL-38999 series III type) with anti-decoupling device - Shell size 15
- 2 mechanical coding/polarization possibilities by the user (receptacle insert rotation)
- USB3F TV plug retention in the receptacle: 100 N in the axis
- Mating cycles: 500 minimum

## Environmental protection

- Sealing (when mated): IP68 (temporary immersion)
- Salt spray: 48 h with nickel plating  
> 500 h with olive drab cadmium  
500 h with marine bronze shell
- Fire retardant / Low smoke: UL94 V0 and NF F 16 101 & 16 102
- Vibrations: 10 – 500 Hz, 10 g, 3 axes: no discontinuity > 1micro s
- Shocks: IK06 ► weight of 250 g drop from 40 cm [15.75 in] onto connectors (mated pair)
- Humidity: 21 days, 43°C, 98% humidity
- Temperature range: - 40°C / +85°C

## Part number code

Series USB3 Field TV	USB3F TV	2 S	A	03	G	STR
Shell type						
2S: square flange receptacle						
7S: jam nut receptacle						
Coding						
A or B						
USB cable length						
03: 0.3 m [11.81 inches]						
05: 0.5 m [19.68 inches]						
10: 1 m [39.37 inches]						
15: 1.5 m [59.05 inches]						
Shells material & finish						
G: aluminium shell - olive drab cadmium plating						
N: aluminium shell - nickel plating - ROHS compliant						
Type of cable *						
ACROS: high reliability crossed USB3 cable with plug at the end						
ASTR: high reliability straight USB3 cable with plug at the end						
OPEN: high reliability cable open = no plug at the end						

### \* IMPORTANT NOTE

- for PC to PC application, use a "CROS" type of cable
  - for PC to peripheral application, use a "STR" type of cable
- See Configuration use on page 87*

Examples:

- square flange receptacle, with 0.5m length of high reliability USB3 cable crossed, coding B, nickel plating: **USB3F TV 2 S B 05 N CROS**
- jam nut receptacle, with 1m length of high reliability USB3 cable straight, coding A, olive drab cadmium plating: **USB3F TV 7 S A 10 G STR**
- jam nut receptacle, with 0.3m length of high reliability USB3 cable open, coding B, olive drab cadmium plating: **USB3F TV 7 S B 03 G OPEN**

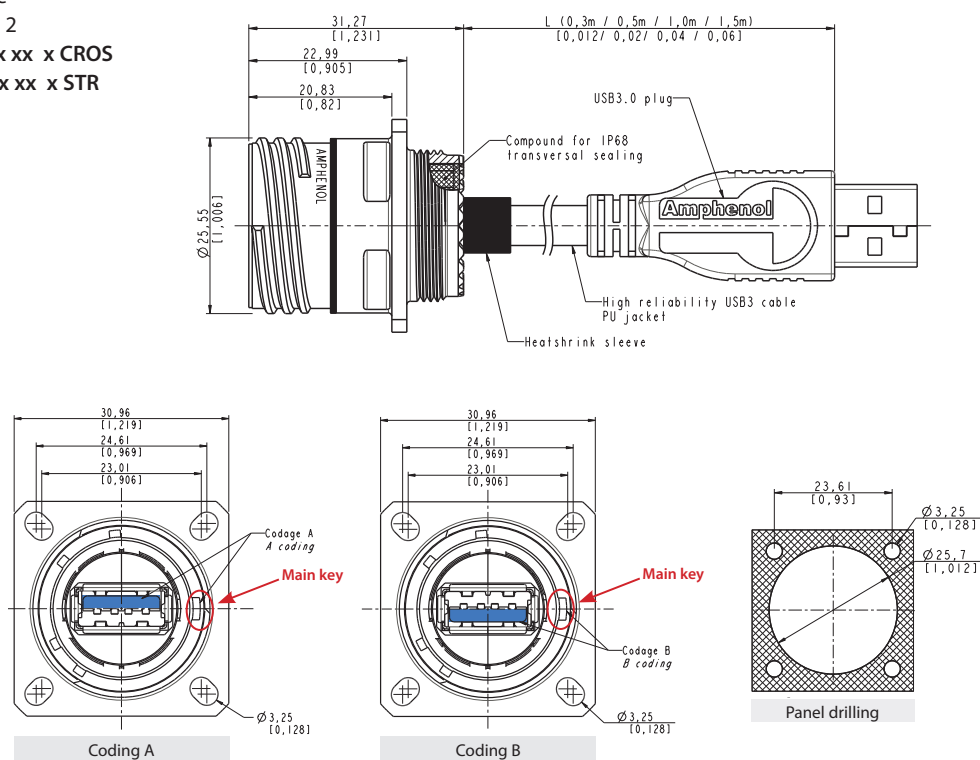
## Receptacles with USB-A cordset

### ■ Square flange receptacle

4 mounting holes: shell type 2

Part number: **USB3 FTV 2 S x xx x CROS**

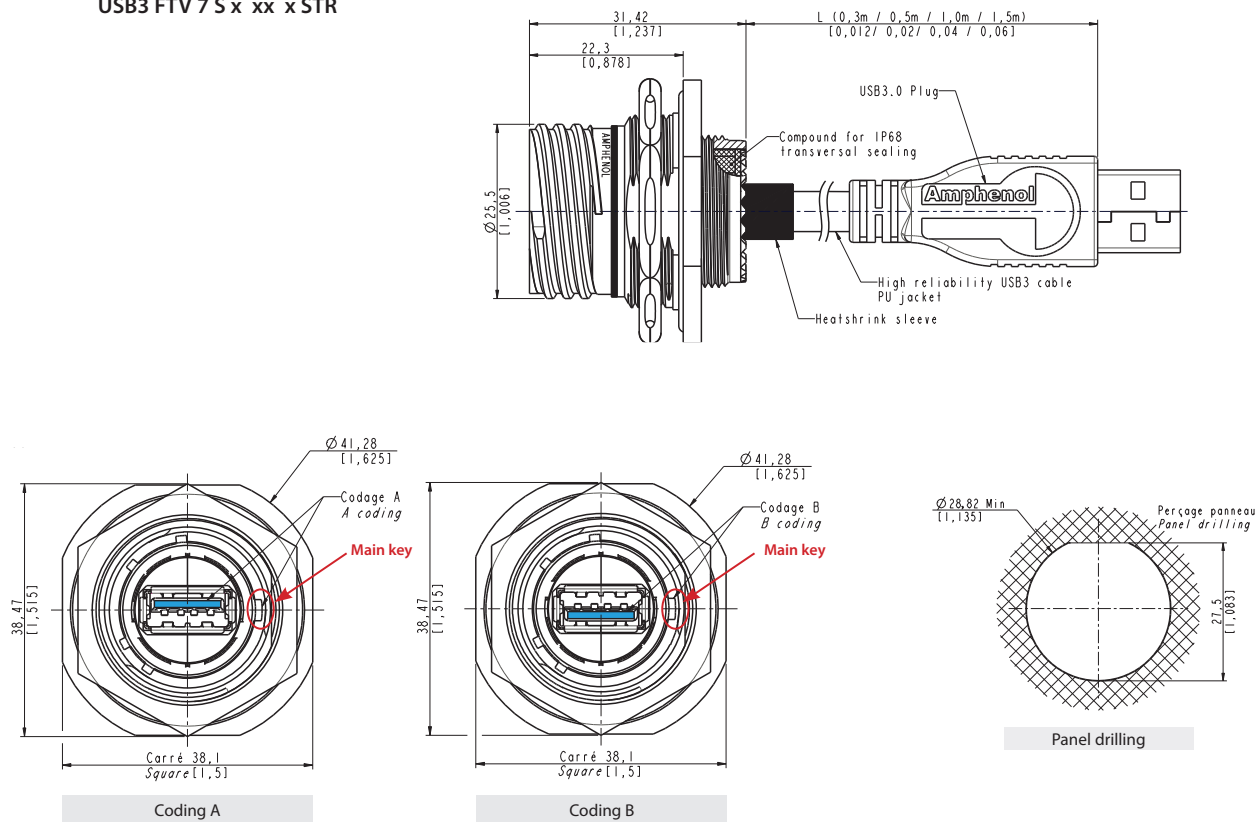
**USB3 FTV 2 S x xx x STR**



### ■ Jam nut receptacle hexagonal nut mounting: shell type 7

Part number: **USB3 FTV 7 S x xx x CROS**

**USB3 FTV 7 S x xx x STR**

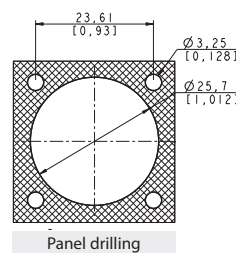
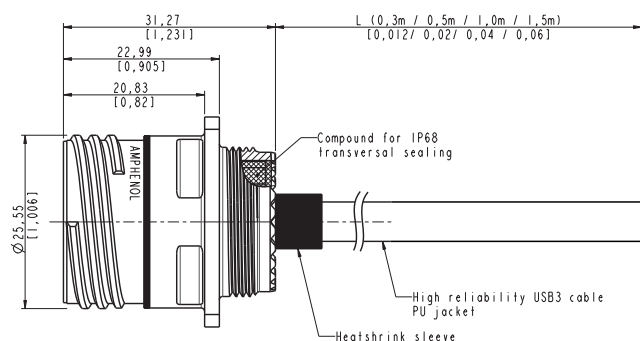




## Receptacles with open reinforced USB3.0 cable

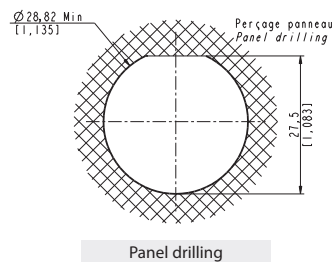
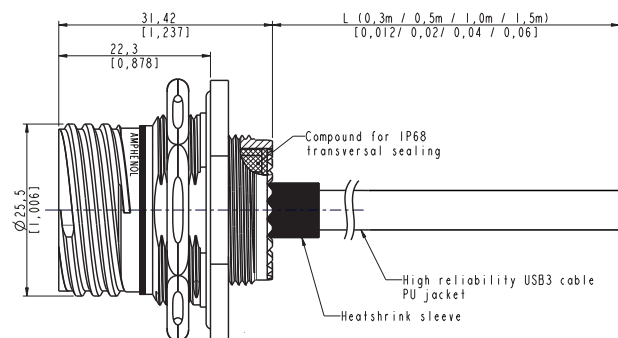
### ■ Square flange receptacle - 4 mounting holes: shell type 2

Part number type: **USB3F TV 2 S A xx x OPEN**



### ■ Jam nut receptacle hexagonal nut mounting: shell type 7

Part number type: **USB3F TV 7 S A xx x OPEN**



# USB3F TV

## Hermetic receptacles



In some applications, a transversal hermiticity for the receptacle is a « must ». This will prevent gas from going through the receptacle when plug or cap are not mated to the receptacle.

The hermetic solution (version "H") has a compound at the rear of the receptacle. Helium leakage is less than  $1.10^{-6} \text{ cm}^3$  per second [0.1 micron cubit ft per hour] at one bar [15 psi] pressure differential.

### Applications

- Embedded computers
- Data acquisition and transmission in harsh environment
- Railways
- Battelfield communication systems
- Navy systems

### Data transmission

USB specification 3.0  
Data rate: up to 5Gb/s for high speed USB

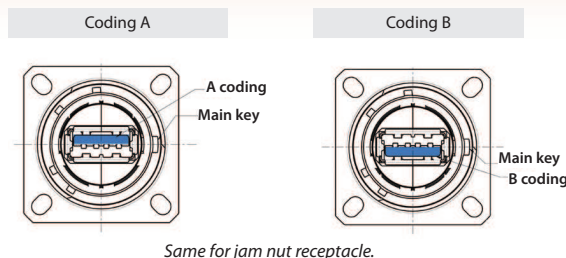
### Main characteristics

- Same as the USB3F TV (see page 76)... a complete IP68 sealing of the receptacle is added (even with no plug or no protective cap mated).
- Outside dimensions are the same as the standard USB3F TV (USB-A).
- Vibrations : the compounded version of the USBF TV has been tested in vibration following the NAS 1599 aeronautic specification (ambient temperature): 5 - 3000 Hz, 20g, 2.5 mm [.1 inch] double amplitude, 3 axes, 12 hours  
Note: this specification exceeds MIL-C-26500 requirements.

### IMPORTANT NOTE

Due to the compound, the coding of the connector must be done in the factory: use the codes A or B in the part number.

Example: USBF3TV 2H A 2 N 03 A



### Part number code

Series USB3 Field TV	USB3F TV	2 H	A	03	G	STR
Shell type						
2H: square flange receptacle						
7H: jam nut receptacle						
Coding						
A or B						
USB cable length						
03: 0.3 m [11.81 inches]						
05: 0.5 m [19.68 inches]						
10: 1 m [39.37 inches]						
15: 1.5 m [59.05 inches]						
Shells material & finish						
G: aluminium shell - olive drab cadmium plating						
N: aluminium shell - nickel plating - ROHS compliant						
Type of cable *						
ACROS: high reliability crossed USB3 cable with plug at the end						
ASTR: high reliability straight USB3 cable with plug at the end						
OPEN: high reliability cable open - no plug at the end						

### \* IMPORTANT NOTE

- for PC to PC application, use a "CROS" type of cable
  - for PC to peripheral application, use a "STR" type of cable
- See Configuration use on page 87

Examples:

- square flange receptacle, with 0.5m length of high reliability USB3 cable crossed, coding B, nickel plating: **USB3F TV 2 H B 05 N CROS**
- jam nut receptacle, with 1m length of high reliability USB3 cable straight, coding A, ODC plating: **USB3F TV 7 H A 10 G STR**
- jam nut receptacle, with 0.3m length of high reliability USB3 cable open, coding B, ODC plating: **USB3F TV 7 H B 03 G OPEN**





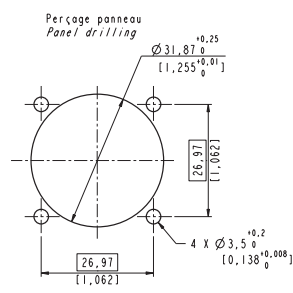
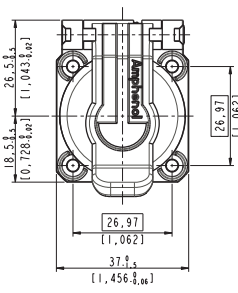
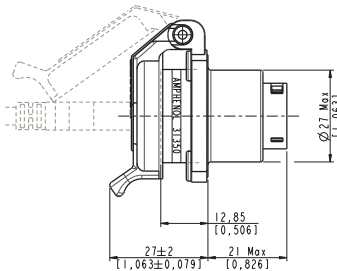
# USB3 Receptacle with Self Closing Cap

**Sealing level IP54**  
(Splash and dust Proof)



This Self Closing Cap automatically protects the USB3 square flange receptacles (MIL-C-26482 type), protecting your system from dust and water projections. The same cap can be used to protect RJ45, USB2.0, USB-B and IEEE1394 receptacles. A spring automatically closes the upper part of the cap when either the RJ Field plug, RJ45 cordset, USB or IEEE1394 cordset, or USB key are removed from the receptacle.

## USB3F 21 X SCC




Version: USB-A (front and back termination)

Part number *	Plating		Metallized inserts (EMI)
	USB3F 2B SCC	Black coated	
	USB3F 2N SCC	Nickel plated	
	USB3F 2G SCC	Olive drab cadmium plated	

\* The part number includes the receptacle + the self closing cap

■ **Note:** Panel gasket with any of these receptacles: JE18



## RJF 21 X SCC, USBF 21 X SCC, USBBF 21 X SCC, & IEEE1394



**RJ45 version**  
(see page 25)



**USB2.0-A version**  
(see page 107)



**USB-B version**  
(see page 118)




**IEEE1394 version**  
(see page 143)

# Metallic Self Closing Cap (SCC)

For USB3F TV square flange receptacles.

This Self Closing cap automatically protects the USB3F TV (type A) square flange receptacles (MIL-DTL-38999 type), protecting your system from dust and water projection.  
A spring automatically closes the upper part of the cap when the USB plug is removed from the receptacle.



## IMPORTANT NOTE

Metal Self Closing caps are sold separately (without receptacle).




Part number	Plating	P/N
	Black - ROHS compliant	<b>USBFTVSCCB</b>
	Nickel - ROHS compliant	<b>USBFTVSCCN</b>
	Olive drab cadmium	<b>USBFTVSCCG</b>

**Remark:** also compatible with USBFTV 2.0 (type A) & USBBFTV (type B) square flange receptacles.  
USBFTV2XX (see page 106)  
USBFTV2XX (see page 110)

■ Panel gasket for square flange receptacle (thickness: 0,8 mm [.031]):

Part number: **JE15**



# Mouser Electronics

Authorized Distributor

Click to View Pricing, Inventory, Delivery & Lifecycle Information:

[Amphenol:](#)

[USB3FTV7APEG](#) [USB3FTV7APEN](#) [USB3F2BS](#) [USBBFTV25NF459](#) [USBBFTV2PEM2N](#) [USBBFTV25GF459](#)  
[USBFTV71BZ](#) [USBFTV7SB5GF459](#) [USBFTVB2N](#) [USB3F2GSCC](#) [USBFTV7PE1BZ](#) [USBFTV7PEM1N](#)