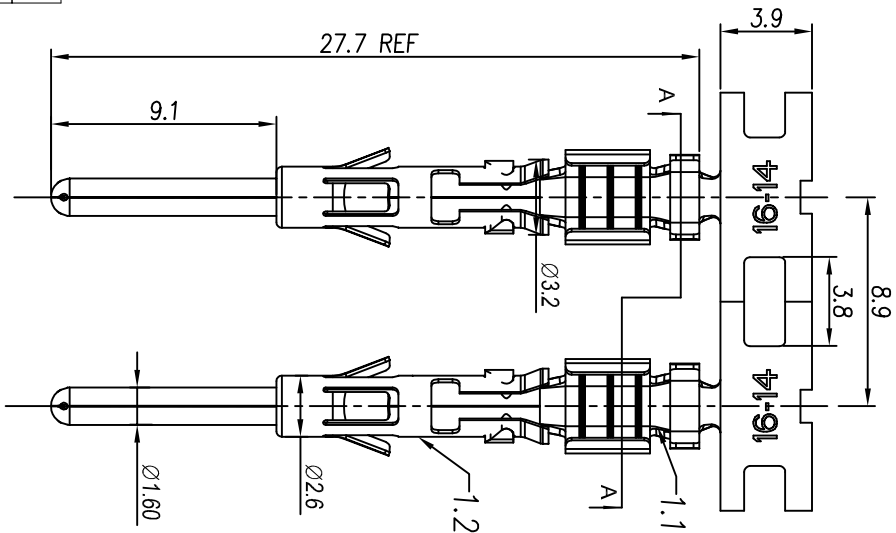
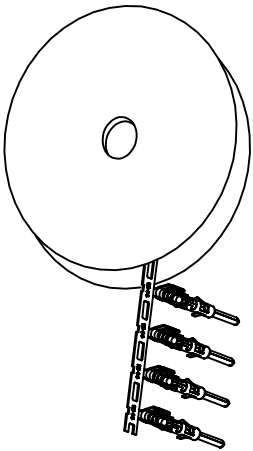
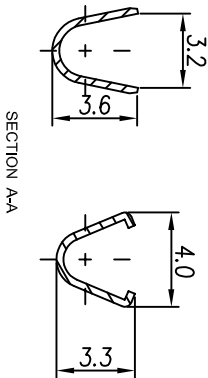
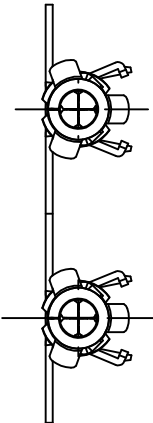


REVISIONS				
REV	ECO	DESCRIPTION	DATE	BY APPR
A1	-	RELEASED DRAWING	Jul-16-18	Flan Tommy



- CONTACT ORIENTATION ON ROLL(3000PCS/COIL)
- NOTES : (UNLESS OTHERWISE SPECIFIED)
1. MATERIAL :
 - 1.1. CONTACT BODY : COPPER ALLOY.
 - 1.2. OUTER SPRING : STAINLESS STEEL.
 2. SPECIFICATIONS :
 - 2.1 CURRENT RATING : 13A MAX.
 - 2.2 TERMINATION TYPE : CRIMPING.
 - 2.3 WIRE RANGE : 14~16AWG.
 - 2.4 WIRE INSULATION DIA(MAX) : ϕ 3.2mm.
 3. RoHS COMPLIANT.
 4. ALL DIMENSIONS ARE FOR REFERENCE USE ONLY.
 5. AVAILABLE TOOLS :
 - 5.1 HAND CRIMPER : MFX-3954.
 - 5.2 CRIMP APPLICATOR : MFX-3957.
 - 5.3 EXTRACTION TOOL : QXRT16.

P/N	CONTACT PLATING(MATING AREA)
SP14M2T	TIN PLATING OVER NICKEL.
SP14M2N	NICKEL PLATING OVER COPPERIZE.
SP14M2F	GOLD FLASH PLATING OVER NICKEL.
SP14M2G5	5 μ "GOLD PLATING OVER NICKEL.
SP14M2G10	10 μ "GOLD PLATING OVER NICKEL.
SP14M2G15	15 μ "GOLD PLATING OVER NICKEL.
SP14M2G30	30 μ "GOLD PLATING OVER NICKEL.



QUANTITY	PART NUMBER	DESCRIPTION	ITEM
MATERIALS LIST			
UNLESS OTHERWISE SPECIFIED			
1) All dimensions are in millimeters.			
2) Tolerances are as follows:			
1 PL DEC A0.30			
2 PL DEC A0.30			
3 PL DEC A0.08			
3) Note reference =			
MATERIAL SPECIFICATIONS			
PROCESS SPECIFICATIONS			
NEXT ASSY:			
SIGNATURES			
DRAWN: Hm			
CHECKED: Jd			
ENGINEER: Tommy			
APPROVAL: Tommy			
CUSTOMER: Tommy			
THIS DRAWING IS SUBMITTED FOR INFORMATION ONLY. IT DOES NOT REPRESENT THE MANUFACTURING VARIATIONS.			
SPECIFICATIONS AND PERFORMANCE DATA OF REPRODUCTION ARE LIMITED. ALL MANUFACTURING VARIATIONS.			
ECO-MATE PIN CONTACT.			
STAMPED.16-14AWG.SIZE 16			
SIZE TYPE DWG NO.			
B C- SP14M2XX			
SCALE NONE			
SHEET 1 OF 1			

Mouser Electronics

Authorized Distributor

Click to View Pricing, Inventory, Delivery & Lifecycle Information:

[Amphenol:](#)

[SP14M2N](#)