



Micro Bayonet Connectors

Designed for
Aerospace Applications
at a Fraction of the Cost





Amphenol's Bantam Product Series was inspired by the need to replace D-Sub and traditional high cost connectors with a low cost alternative while maintaining the high performance demanded by today's flight critical applications

FEATURES:

- Low Cost
- Simplified Termination with tape and reel contacts
- Small Form Factor
- Secure Latching
- Tool-less & Fast Mate
- Lightweight



OVERVIEW

Bantam is a high performance circular connector product range developed for aerospace applications where electrical performance must be met with affordability. High mating cycles along with excellent shell to shell electrical bonding for EMI are the benchmark of rugged connectors. Bantam provides the solution that meets your budget and performance goals. Amphenol has filled the gap between the most ruggedized military grade connectors and the consumer grade connectors with Bantam!

Bantam utilizes a robust triple bayonet coupling mechanism along with an internal EMI ground spring to provide excellent shell to shell conductivity. Various mounting options are available including in-line and 2 hole flange mount configurations.

Bantam meets the RoHS and EWIS requirements for the aerospace cabin environment.



KEY FEATURES AND BENEFITS:

- High Density
- Shell to Shell Shielding
- EWIS and RoHS Compliant
- Bayonet Coupling provides quick and positive locking
- Compact and Lightweight
- Quick Termination Process
- High Reliability interconnect for demanding applications

PERFORMANCE:

General Specifications

Available Inserts: 7 Pins & 15 Pins;
Size 22D

Current: 3 amp @ 26 AWG
5 amp @ 22 AWG

Class: F (Al shell, nickel plated)

Operating Voltage: 500VAC

Crimp Contact Term: #22 to #26 AWG

Shell-to-shell Conductivity: 2.5 mΩ

Operating Temperature: -55° to 125° C

Mating/unmating cycles: >500

Keying Options: 5 or more

APPLICATIONS:

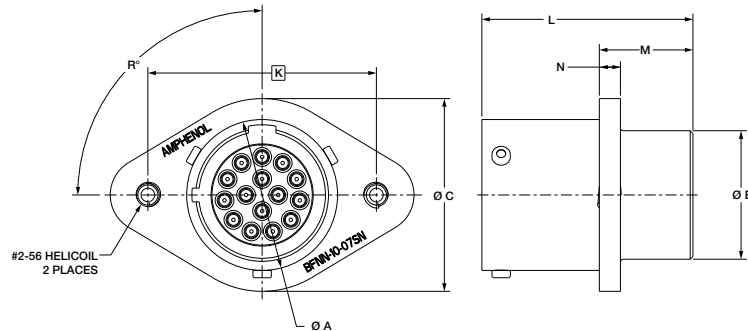
- Cabin & Proximity Lighting
- Sensors
- IFE&C
- In-Seat Wiring
- In-line Connections
- Panel/Equipment Connections

MATERIALS (RoHS COMPLIANT):

- Shell and Coupling Nut: Aluminum Alloy, Nickel Plated as standard
- Inserts High Performance thermoplastic
- Contacts: Stainless Steel & Copper Alloy, Gold Plated

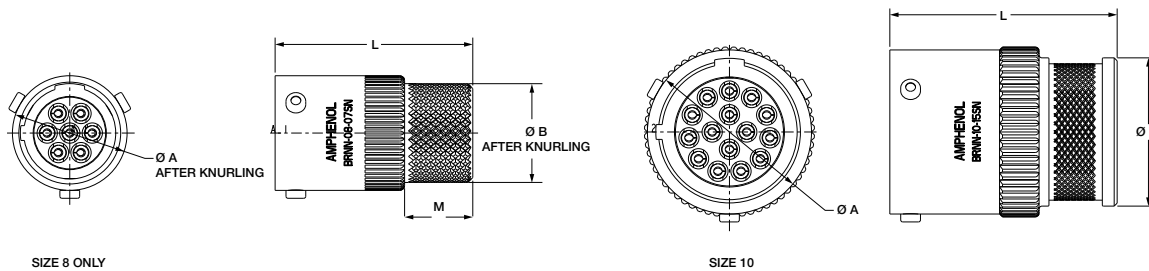


2 HOLE FLANGE MOUNTING RECEPTACLE



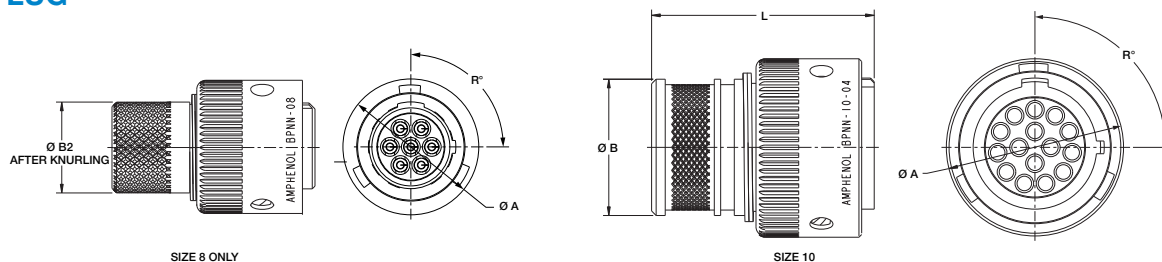
Part Number	Size	Arrangement	Ø A ±.006	Ø B ±.006	Ø C ±.004	K	L ± .008	M ±.004	N ±.004
BFNN-08-07()	08	07	.457	.394	.551	.760	.709	.205	.091
BFNN-10-15()	10	15	.647	.551	.827	.980	.906	.402	.091

INLINE RECEPTACLE



Part Number	Size	Arrangement	Ø A	Ø B	L	M	Number of Contacts		
							Size 22D	Size 20	Size 16
BRNN-08-07()	08	07	.462-.446	.400-.393	.795-.779	.280-.272	7	0	0
BRNN-10-15()	10	15	.671-.683	.585-.596	.898-.913	N/A	15	0	0

PLUG



Part Number	Size	Arrangement	Ø A	Ø B	Ø B2	L	Number of Contacts		
							Size 22D	Size 20	Size 16
BPNN-08-07()	08	07	.583-.591	N/A	.393-.400	.875-.885	7	0	0
BPNN-10-15()	10	15	.763-.773	.590-.597	N/A	.960-.970	15	0	0

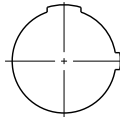
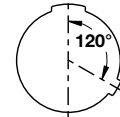
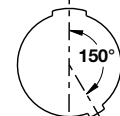
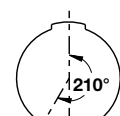
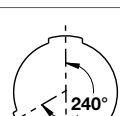


How to Order - BANTAM 1/4 Turn Bayonet Coupling

1.	2.	3.	4.	5.	6.	7.
Series	Shell Plating	Class	Insert Arrangement	Contacts	Keying	Optional Code
BP	N	N-	08-07	P	N	

1. SERIES		2. SHELL PLATING		3. CLASS		4. INSERT ARRANGEMENTS			
BP	Plug, Integral Backshell	N	Electroless Nickel	N-	Non Environmental	Insert Arrg	#22D	#20	#16
BR	In-Line Receptacle, Integral Backshell					08-07	7		
BF	2 Hole Flange Receptacle					10-15	15		
						10-12*	11		1
						10-04*			4
						10-07*	4		3

*Coming soon

5. CONTACTS		6. KEYING		7. OPTIONAL CODE	
P	Pin Crimp (S&F)	N		B	Shield Termination Micro Band Included
S	Socket Crimp (S&F)	A			
A	Pin, less contacts	B			
B	Socket, less contacts	C			
C	Pin Crimp (machined crimp barrel)	D			
D	Socket Crimp (machined crimp barrel)				
E	Pin PC Tail-Length .150				
F	Socket PC Tail-Length .150				



Notice: Specifications are subject to change without notice. Contact your nearest Amphenol Corporation Sales Office for the latest specifications. All statements, information and data given herein are believed to be accurate and reliable but are presented without guarantee, warranty, or responsibility of any kind, expressed or implied. Statements or suggestions concerning possible use of our products are made without representation or warranty that any such use is free of patent infringement and are not recommendations to infringe any patent. The user should assume that all safety measures are indicated or that other measures may not be required. Specifications are typical and may not apply to all connectors.

AMPHENOL is a registered trademark of Amphenol Corporation. ©2017 Amphenol Corporation REV: 1/3/2017

Mouser Electronics

Authorized Distributor

Click to View Pricing, Inventory, Delivery & Lifecycle Information:

Amphenol:

[BPNN-08-07PD](#) [BPNN-08-07PN](#) [BPNN-08-07PB](#) [BRNN-08-07SB](#) [BFNN-08-07SB](#) [BFNN-08-07BN](#) [BRNN-08-07SD](#)
[BFNN-10-15SD](#) [BPNN-10-15PB](#) [BPNN-10-15AN](#) [BFNN-10-15SA](#) [BFNN-08-07SA](#) [BPNN-10-15PA](#) [BRNN-10-15SB](#)
[BPNN-10-15PC](#) [BRNN-08-07SC](#) [BRNN-10-15SC](#) [BPNN-08-07PC](#) [BFNN-10-15SC](#) [BRNN-08-07SA](#) [BRNN-10-](#)
[15SN](#) [BRNN-10-15SA](#) [BFNN-10-15BN](#) [BFNN-10-15SN](#) [BPNN-10-15PD](#) [BFNN-08-07SC](#) [BPNN-10-15PN](#) [BPNN-08-](#)
[07AN](#) [BRNN-08-07SN](#) [BFNN-08-07SD](#) [BPNN-08-07PA](#) [BFNN-10-15SB](#) [BRNN-10-15SD](#) [BFNN-08-07SN](#)