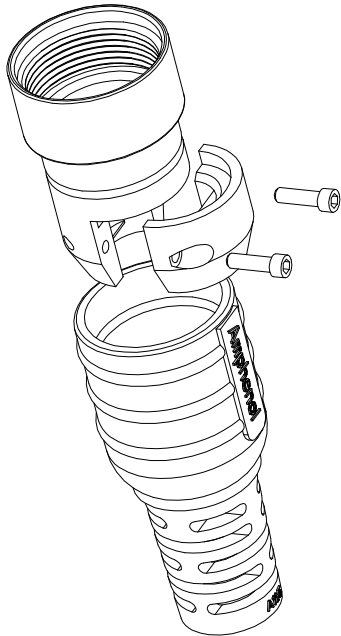
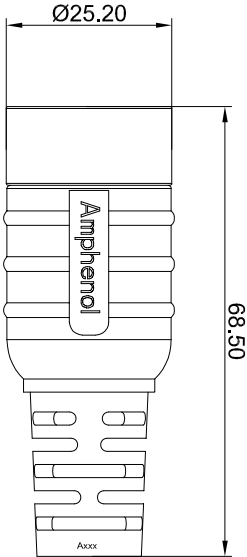


REVISIONS					
REV	ECO	DESCRIPTION	DATE	BY	APPR
B1	-	RELEASE NEW DWG FORMAT	Jun.16.2014	Tod	Tommy
B2	-	UPDATE THE PART NUMBER	Jun.27.2015	Drack	Tommy

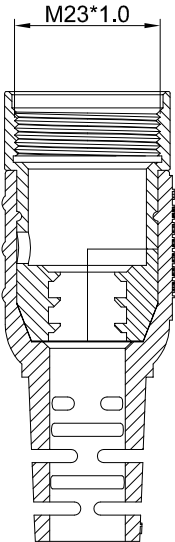



NOTES: UNLESS OTHERWISE SPECIFIED

1. MATERIAL:
BODY: ZINC DIE CAST, NICKEL PLATED
BOOT: TPE(BLACK)
2. SPECIFICATIONS:
2.1 DEGREE OF PROTECTION: IP67 (MATED CONDITION)
MUST BE POTTED TO ACHIEVE IP67 RATING
2.2 RoHS COMPLIANT
3. ALL DIMENSIONS ARE FOR REFERENCE USE ONLY.



	Cable OD Range
1	MA4FSR-A8.5 7.5~8.5 mm
2	MA4FSR-A10.5 9.5~10.5 mm
3	MA4FSR-A12.8 11.5~12.8 mm



QUANTITY	SEE PART NUMBER CHART	PART NUMBER	DESCRIPTION	ITEM
MATERIALS LIST				
UNLESS OTHERWISE SPECIFIED 1) All dimensions are in millimeters. 2) Tolerances are as follows: 1 R1, DEC ±0.30 Fractions ±1/64 2 R1, DEC ±0.30 Angles ±1° 3 R1, DEC ±0.08 3) Note reference = 				
MATERIAL SPECIFICATIONS:				
PROCESS SPECIFICATIONS:				
NEXT ASSY:				
SIGNATURES				
DRAWN: Drack				
CHECKED: Jun.27.2015				
ENGINEER:				
APPROVAL:				
CUSTOMER:				
M23A, Flexible Strain Relief				
Sine Systems - www.amphenol-sine.com 44724 Morley Drive Clinton Township, MI 48036				
THIS DRAWING IS SUPPLIED FOR THE CUSTOMER'S USE ONLY. IT IS NOT TO BE REPRODUCED OR TRANSMITTED IN ANY FORM OR BY ANY MEANS, ELECTRONIC OR MECHANICAL, WITHOUT PERMISSION IN WRITING FROM SINE SYSTEMS. DIMENSIONS ARE SUBJECT TO NORMAL MANUFACTURING VARIATIONS.				
SCALE: NONE				
SIZE: B				
TYPE: C-				
DWG NO: MA4FSR-Axxx				
REVISION: B2				
SHEET 1 OF 1				

TITLE:

M23A,Flexible Strain Relief

DWG NO:

MA4FSR-Axxx

REV: B2

SH: 1

OF: 1

Mouser Electronics

Authorized Distributor

Click to View Pricing, Inventory, Delivery & Lifecycle Information:

[Amphenol:](#)

[MA4FSR-A12.8](#)