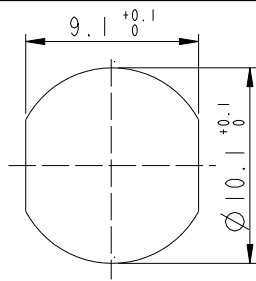
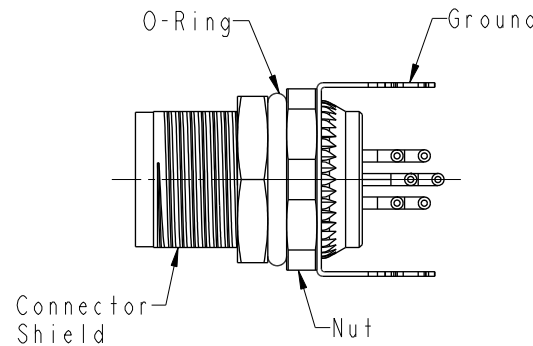

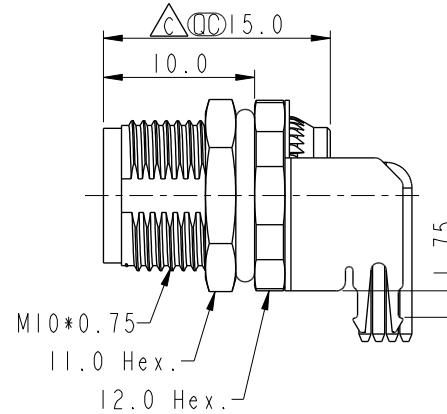
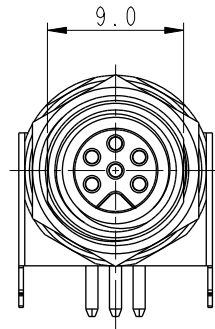


REV.	ECN NO.	DATE	SIGN	DESCRIPTION
B	LEN16B0005-009	2016/11/01	Yulong_wang	Change the Note
C	C210686	2021/05/11	Vicky	 X5



Recommended  
Panel Cut-Out



△C Note:

- \* RoHS Compliant
- \* QC Important dimension
- \* Waterproof rate: IPX8, unmated 1m/24h
- \* Connector

Housing: Thermoplastic, Black

△B Pin: Copper alloy, Gold plated

O-Ring: Rubber, Green

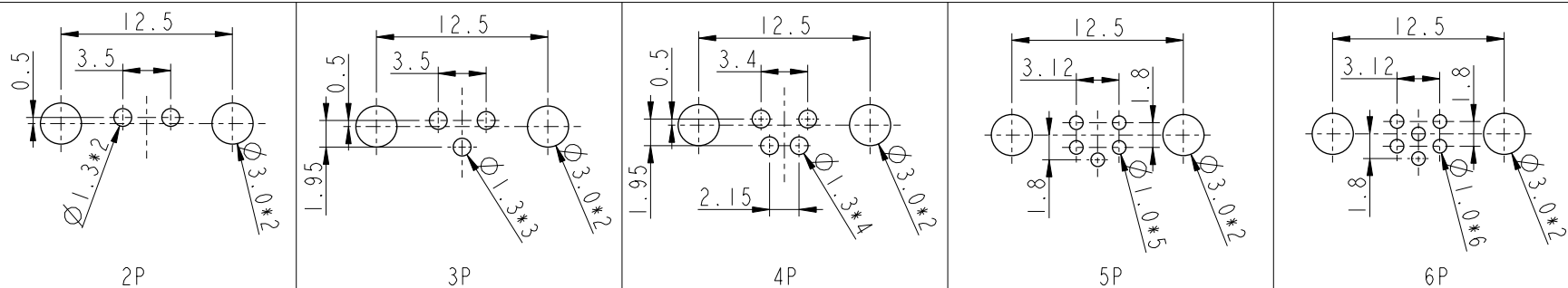
- \* Shield: Metal
- \* Ground: Metal
- \* Nut: Metal
- \* O-Ring: Rubber, Green
- \* For panel thickness: 2.0~4.5mm
- \* For pcb thickness max: 1.6mm
- \* Nut is packed separately in pe bag

UNIT:mm				TITLE N SEN, M8W/KEY-SHLD, SCREW RECEPTACLE, F, F, PCB R		<div>Amphenol LTW</div> <div>安費諾亮泰企業股份有限公司</div>		ITEM NO		DRAWN BY Yulong_wang		DATE 2016-11-01			
TOLERANCE .X ±0.25 .XX ±0.1 .XXX ±0.05 ANGLES ±		SCALE 2:1		SIZE A4				SHEET 1 OF 2		DWG NO M8AS-XXPFFR-SF8001		CHECKED BY Jinhai		DATE 2016-11-01	
		REV. C		WC-REV. A.6				QC: Inspection item		CUSTOMER ALTW		APPROVED BY Jerry		DATE 2016-11-01	

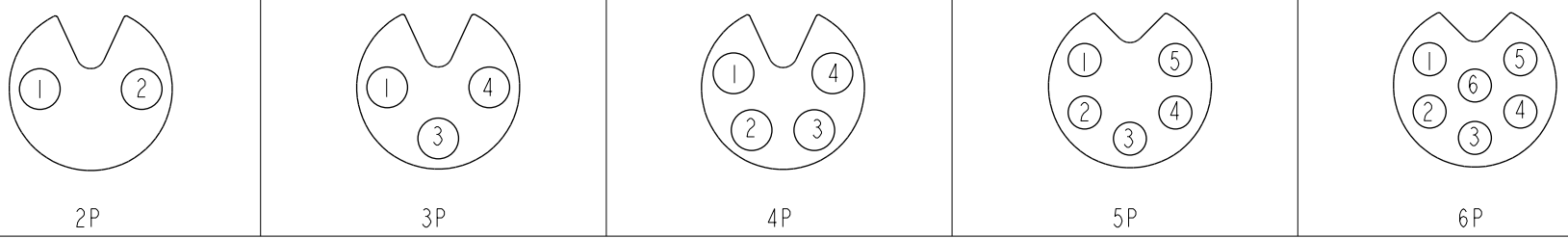
THIS DOCUMENT IS SUBJECT TO CHANGE WITHOUT NOTICE. IT IS CONFIDENTIAL AND A PROPERTY OF Amphenol LTW. DISCLOSURE TO THIRD PARTY HAS TO BE AUTHORIZED BY Amphenol LTW.

  
M8AS-XXPFFR-SF8001

XX: No. Of Pin



PCB Layout



Pin Assignments Front View

UNIT:mm		 	TITLE N SEN, M8W/KEY-SHLD, SCREW RECEPTACLE, F, F, PCB R		ITEM NO		DRAWN BY Yulong_wang		DATE 2016-11-01	
TOLERANCE .X ±0.25 .XX ±0.1 .XXX ±0.05 ANGLES ±1°		SCALE 2:1	SIZE A4	SHEET 2 OF 2	DWG NO M8AS-XXPFFR-SF8001		CHECKED BY Jinhai		DATE 2016-11-01	
REV. C		WC-REV. A.6	QC: Inspection item		CUSTOMER ALTW		APPROVED BY Jerry		DATE 2016-11-01	

**Amphenol LTW**  
安費諾亮泰企業股份有限公司

# Mouser Electronics

Authorized Distributor

Click to View Pricing, Inventory, Delivery & Lifecycle Information:

[Amphenol:](#)

[M8AS-04PFFR-SF8001](#)

[M8AS-03PFFR-SF8001](#)

[M8AS-05PFFR-SF8001](#)

[M8AS-06PFFR-SF8001](#)