

Switchable junction boxes

VLS series

VLS enclosures handle up to 48 inputs of standard IEPE sensors. The variety of configuration options allows users to choose exactly what's needed for any application. VLS models feature a data ready LED indicating that sensor BOV levels have stabilized, minimizing data collection time and helping ensure reliability. For online monitoring, optional terminal strip connectors are available.

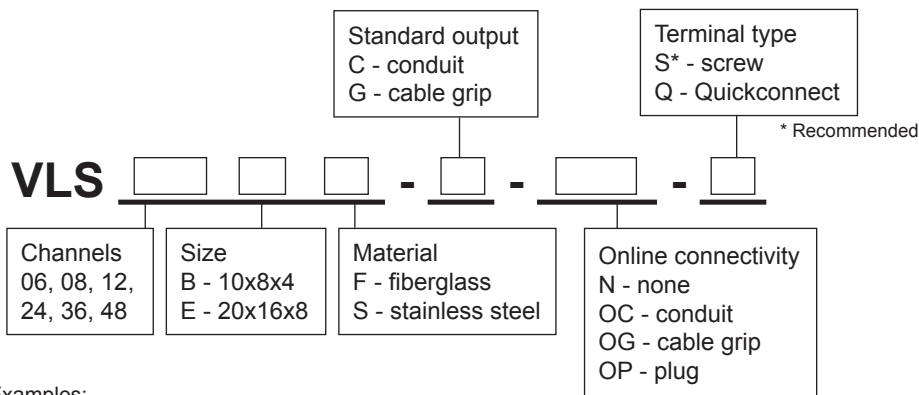


Standard size: 1-12 channels



Expandable size: 12-48 channels

Ordering guide



Examples:

VLS06BF-C-OG-S: 6 channel switchbox, fiberglass 10x8x4 enclosure with screw terminals and conduit outputs, online connectivity with cable grip output

VLS24ES-G-OP-Q: 24 channel switchbox, stainless steel 20x16x8 enclosure with Quickconnect terminals and cable grip outputs, online connectivity with plugged hole output

Key features

- Data ready light for efficient data collection
- Customizable - tailored to your application
- Up to 48 channels and up to 4 boards
- Base or expandable size
- NEMA 4/4X ratings
- Manufactured in an approved ISO 9001 facility

Certifications



Note: Due to continuous process improvement, specifications are subject to change without notice.
This document is cleared for public release.

Switchable junction boxes

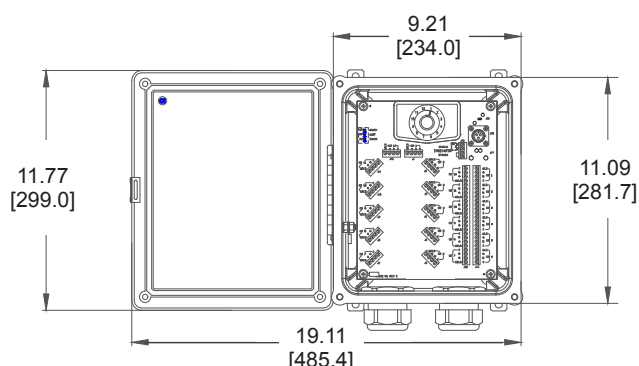
VLS series

SPECIFICATIONS

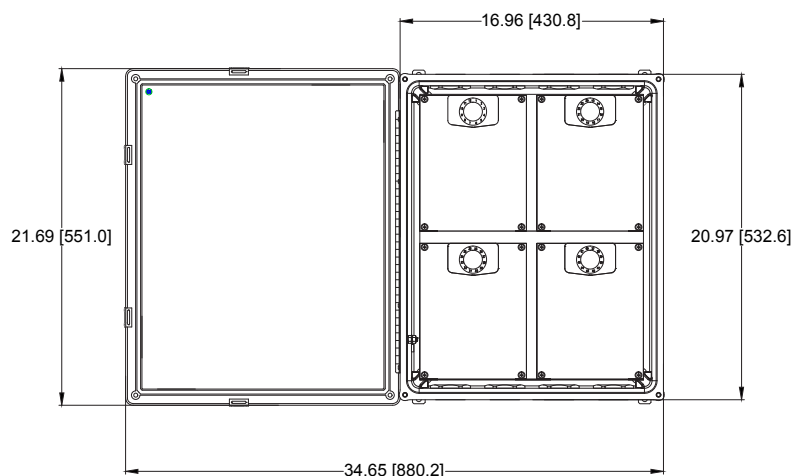
Channels, user-selected		6, 8, 12, 24, 36, 48
Output connectors		BNC and 2 pin MIL-5015
Material, user-selected		fiberglass or stainless steel
Dimensions		10 x 8 x 4 in. (6-12 channels, non-expandable) 20 x 16 x 8 in. (12-48 channels, expandable)
Hinge		stainless steel continuous weld
Latch		stainless steel butterfly knob
Input/output fittings, user-selected		cable grips or conduit
Terminal block connectors		3 positions per channel
Online connectors (optional)		24 multi-pin, removable
Rating:	fiberglass	NEMA 4X/IP66
	stainless steel	NEMA 4/IP66
Mounting		4 stainless steel feet (fiberglass models include configurable feet)
Sensor support		IEPE
Data setting time, variable, indicated by data ready LED		green: stable BOV yellow: BOV stabilizing red: error detected
Channel selector		12 position dial switch, differential switching

Accessories supplied: Transducer location log; mounting feet; grounding lug; cable grip plugs (if applicable)

Standard model (6-12 channels)



Expandable model (12-48 channels)



Note: Due to continuous process improvement, specifications are subject to change without notice.
This document is cleared for public release.

Mouser Electronics

Authorized Distributor

Click to View Pricing, Inventory, Delivery & Lifecycle Information:

Amphenol:

[VLS12ES-G-N-S](#) [VLS48EF-G-N-S](#) [VLS24EF-G-N-S](#) [VLS48ES-G-N-S](#) [VLS12BS-G-N-S](#) [VLS36EF-G-N-S](#)
[VLS06BF-G-N-S](#) [VLS06BS-G-N-S](#) [VLS12BF-G-N-S](#) [VLS12EF-G-N-S](#) [VLS24ES-G-N-S](#) [VLS36ES-G-N-S](#) [VLS08BF-](#)
[G-N-S](#) [VLS08BS-G-N-S](#)