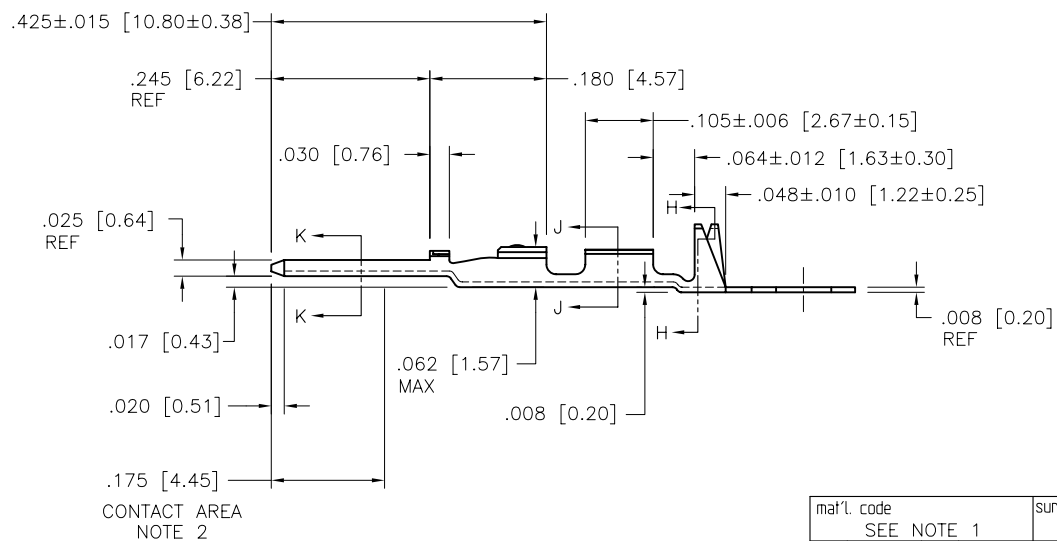
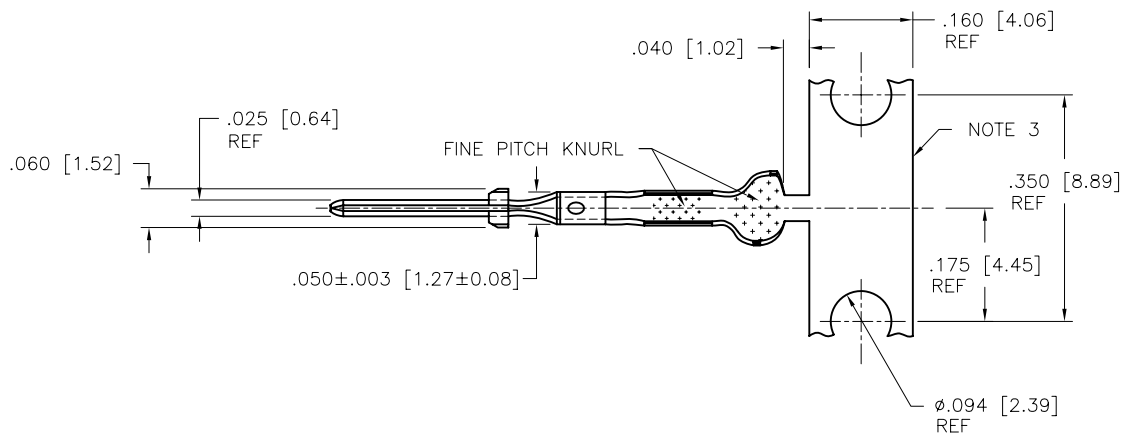




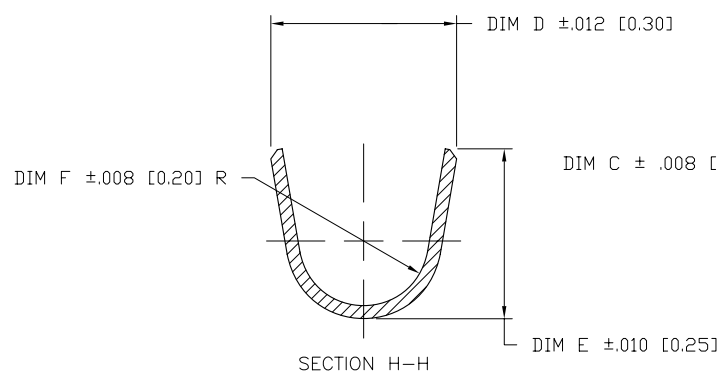
PRODUCT NUMBER
SEE SHEET 2



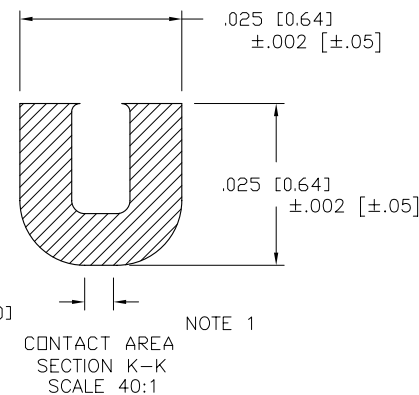
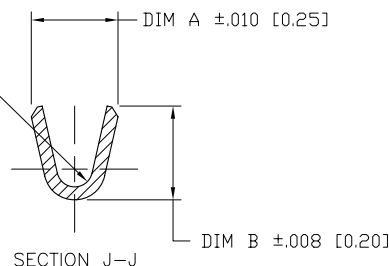
mat'l. code SEE NOTE 1				surface <input checked="" type="checkbox"/> tolerance		projection 		product family PV TERMINAL				
ltr	ecn no	dr	date	tolerances unless otherwise specified		INCH/MM scale 4:1		title C.T.W. MALE PIN				
M	V41701	LSS	1994-12-22	angles	linear XX *.01/X*.3 XXX *.005/XX*.13 XXXX *.0020/XXX*.051			dwg no			sheet 1 of 3	size
N	V04-0056	VS	2004-02-17			T.HANNA	1994-08-22	47791			A	
P	V05-0254	HTB	2005-03-18	0' ±2'	M.CLOUSER	1994-08-22			type		CUSTOMER Drawing	
R	V06-0583	HTB	2006-06-27	dr	T.HANNA	1994-08-22						
S	V08-0114	HTB	2008-04-01	enrg	T.HANNA	1994-08-22						
				chr	T.HANNA	1994-08-22						
				appd	T.HANNA	1994-08-22						
sheet index		revision sheet		S	S							
		1	2	3								



PRODUCT NUMBER		AWG	DIM A	DIM B	DIM C	DIM D	DIM E	DIM F	
REELED FOR APPLICATION MACHINES FEEDING									
LEFT – RIGHT	RIGHT – LEFT								
47791–003	47791–000	O B S O L E T E							
47791–003LF	47791–000LF	28–32	.054 [1.37]	.058 [1.47]	.011 [0.28]	.115 [2.92]	.105 [2.67]	.040 [1.02]	
47792–003	47792–000	O B S O L E T E							
47792–003LF	47792–000LF	22–26	.070 [1.78]	.065 [1.65]	.017 [0.43]	.139 [3.53]	.120 [3.05]	.050 [1.27]	
47793–003	47793–000	O B S O L E T E							
47793–003LF	47793–000LF	18–20	.104 [2.64]	.104 [2.64]	.021 [0.53]	.139 [3.53]	.120 [3.05]	.050 [1.27]	



DIM C ± .008 [0.20]

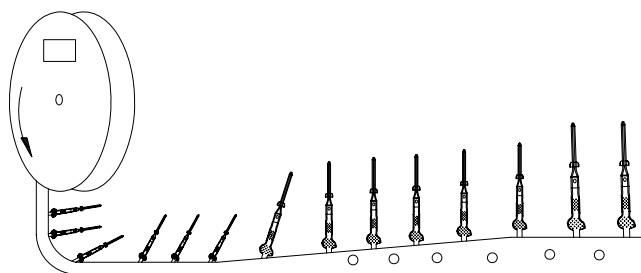


NOTES:

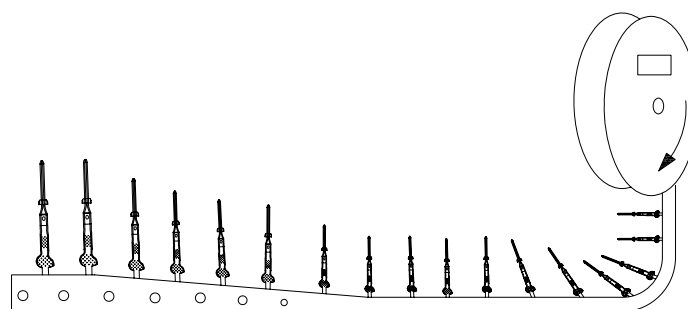
- ① MATERIAL: C2600 CARTRIDGE BRASS, 3/4 HD.
- ② PLATING: ELECTRODEPOSITED GOLD- 50u"/1.27u AVG. THICKNESS IN CONTACT AREA. REMAINDER GOLD FLASH. UNDERPLATE 50u"/1.27u NICKEL
- ③ FOR MANUFACTURING PURPOSES ONLY.
4. TERMINAL MAY BE USED WITH MINI LATCH HOUSING.
5. APPLICABLE SPECIFICATION:
A. BUS-12-098 PRODUCT SPECIFICATION.
B. TA-211 CRIMP SPECIFICATION.
- ⑥ PRODUCT MEETS EUROPEAN UNION DIRECTIVES AND OTHER COUNTRY REGULATIONS AS DESCRIBED IN GS-22-008.
7. THIS PRODUCT IS NOT INTENDED TO BE EXPOSED TO MANUFACTURING SOLDER PROCESSES.

mat'l. code SEE NOTE 1				surface <input checked="" type="checkbox"/> tolerance		projection	product family PV TERMINAL	
ltr	ecn no	dr	date	tolerances unless otherwise specified			title C.T.W. MALE PIN	
s				angles	$.XX \pm .01/XX \pm .3$ $.XXX \pm .005/XX \pm .13$	INCH/MM		
				0° ±2°	$.XXXX \pm .0020/XXX \pm .051$	scale 10:1		
				dr	M.CLOUSER 1994-08-22		dwg no	
				engr	T.HANNA 1994-08-22		sheet 2 of 3	
				chr	T.HANNA 1994-08-22		47791	
				appd	T.HANNA 1994-08-22		size A4	
sheet index	revision sheet						type CUSTOMER Drawing	

PRODUCT NUMBER
SEE SHEET 2



Unreeling Direction
Left to Right Into
Applicator



Unreeling Direction
Right to Left Into
Applicator

mat'l. code SEE NOTE 1				surface	tolerance	projection	product family PV TERMINAL	
ltr	ecr no	dr	date	tolerances unless otherwise specified			title	
s				angles	$.XX \pm .01 / X \pm .3$ $XXX \pm .005 / XX \pm .13$		C.T.W. MALE PIN	
				0° ± 2'	XXXXX.0020 / XXXX.051		scale 1:1	
				dr	H. SUNDY	2004-02-17	dwg no	sheet 3 of 3 size
				engr	H. SUNDY	2004-02-17	47791	A4
				chr	H. SUNDY	2004-02-17	type CUSTOMER Drawing	
				appd	H. SUNDY	2004-02-17		
sheet index	revision sheet							

Mouser Electronics

Authorized Distributor

Click to View Pricing, Inventory, Delivery & Lifecycle Information:

[FCI / Amphenol:](#)

[47791-003LF](#) [47792-003LF](#) [47791-000LF](#) [47793-003LF](#)