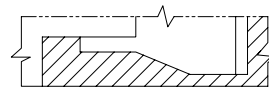
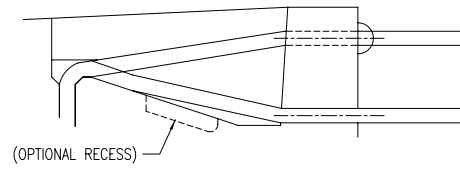
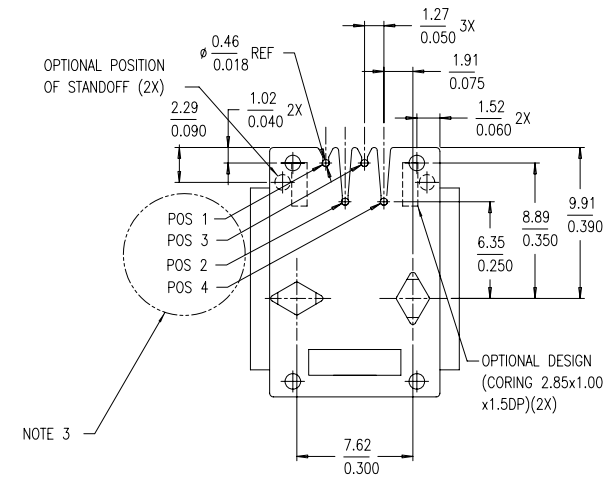


SECTION A-A

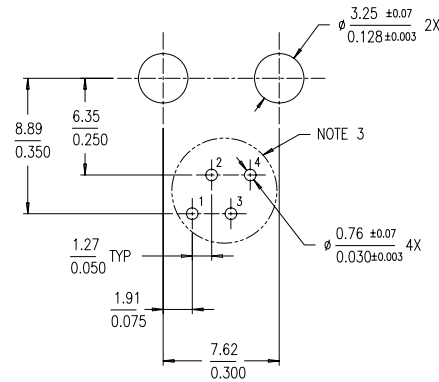
DETAIL B -90° ROTATED  
(OPTIONAL DESIGN  
BERG TAIWAN ONLY)

DETAIL C



mat'l. code				surface ISO1302	tolerance ISO1101 ISO406	projection mm	product family MOD JACK			
ltr	ecn no	dr	date	tolerances unless otherwise specified	angles	mm	title			
N	S90142	JSR	10/4/'99		0.X±0.3		4 POS VERTICAL			
P	N05-0002	YS	01/06/05		0.XX±0.15		P.C.B. MOD JACK ASSY			
R	N08-0170	SH MIAO	10/10/08	0'±2"	0.XXX±0.05	scale 2.0	dwg no			
S	N09-0092	SH MIAO	05/25/09	dr	C L FENG	02/21/97	sheet, 1 of 2			
T	ELX-N-01070	SH MIAO	03/14/12	engr	TONY CHIEN	02/21/97	69253			
U	ELX-N-21224	J.H	06/24/15	chr	TONY CHIEN	02/21/97	A4			
				appd	JENN TSAO	02/21/97	type			
sheet	revision	U	U				Product Customer Drawing			
index	sheet	1	2							

PRODUCT NO.	POSITIONS LOADED	CONTACT PLATING	HOUSING COLOR	NOTES
69253-001 -001LF -011LF	ALL	5u" Au	BLACK	-
-002 -002LF -012LF	ALL	5u" Au	BLACK	-
-003 -003LF -013LF	ALL	5u" Au	BLACK	NOTE 1
-004 -004LF -014LF	ALL	50u" /1,27u GXT	BLACK	-
-005 -005LF -015LF	ALL	5u" Au	GREY	-
-006 -006LF -016LF	ALL	15u" GXT	BLACK	-
-202 -202LF -212LF	ALL	5u" Au	BLACK	-

BOARD LAYOUT  
VIEWED FROM TOP

NOTE :

- ① SPECIAL PACKAGING.
- 2 GXT IS 0,76um / 30u" OR 0,28um / 15u" MIN GXT WITH Au FLASH OVER 1,27um / 50u" MIN Ni.
- ③ THIS PIN NUMBERING IS OPPOSITE TO FCC, PART 68, SUBPART F REQUIREMENTS.
- 4 THIS PRODUCT MEETS EUROPEAN UNION DIRECTIVES AND OTHER COUNTRY REGULATIONS AS DESCRIBED IN GS-22-008.
- 5 THE HOUSING WILL WITHSTAND EXPOSURE TO 260°C PEAK TEMPERATURE FOR 10 SECONDS IN A WAVE SOLDER APPLICATION WITH A 1.6mm MINIMUM THICK CIRCUIT BOARD.
- 6 IF LF P/N PACKAGING MEETS GS-14-920 SPECIFICATION.
- ⑦ PLATING OPTIONS:  
MAY BE EITHER GOLD OR GXT PLATED AT MANUFACTURER'S OPTION.
- 8 PART NUMBER:  
69253-XXXLF

LEAD FREE PRODUCT NO.

SEE TABLE

0: MEETS WAVE SOLDER PROCESS PRODUCT NO.

1: MEETS PIP PROCESS PRODUCT NO.

0: TAIL LENGTH=3.18/.125.

2: TAIL LENGTH=4.00/.157.

mat'l. code				surface ISO1302	tolerance ISO1101 ISO406	projection mm	product family MOD JACK
ltr	ecn no	dr	date	tolerances unless otherwise specified	angles	mm	title
N	S90142	JSR	10/4/'99		0.X±0.3		4 POS VERTICAL
P	N05-0002	YS	01/06/05		0.XX±0.15		P.C.B. MOD JACK ASSY
R	N08-0170	SH MAO	10/10/08	0°±2°	0.XXX±0.05	scale 2.0	
S	N09-0092	SH MAO	05/25/09	dr	C L FENG	02/21/97	dwg no
T	ELX-N-010701	SH MAO	03/14/12	engr	TONY CHIEN	02/21/97	sheet, 2 of 2
U	ELX-N-21224	J.H	06/24/15	chr	TONY CHIEN	02/21/97	size
				appd	JENN TSAO	02/21/97	A4
sheet	revision						type
index	sheet						Product Customer Drawing

# Mouser Electronics

Authorized Distributor

Click to View Pricing, Inventory, Delivery & Lifecycle Information:

[FCI / Amphenol:](#)

[69253-001LF](#) [69253-002LF](#) [69253-202LF](#) [69253-011LF](#)