

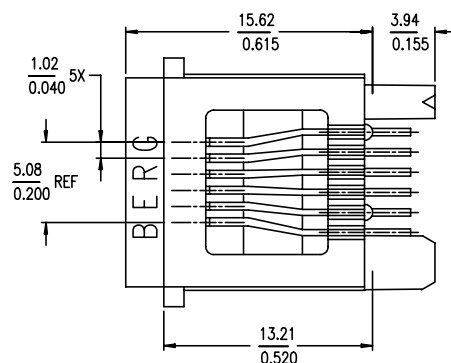
1 2

3

4

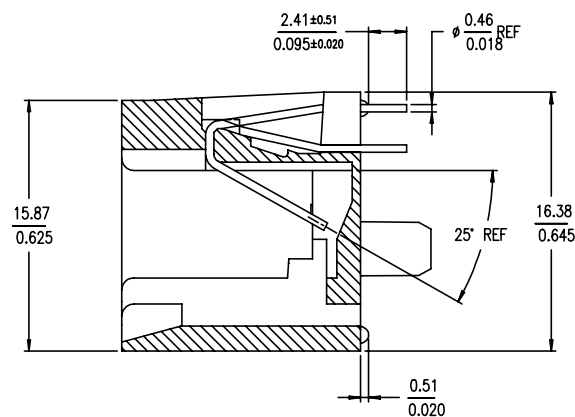
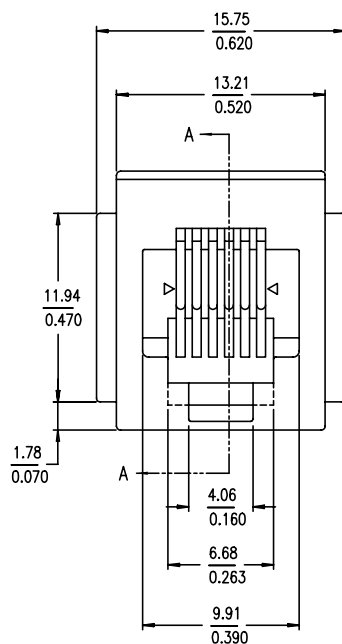
PRODUCT NO.	POSITIONS LOADED	CONTACT PLATING	HSG COLOR	NOTES
90520-001-001LF	ALL	5u" Au + high performance lubricant	BLACK	NOTE 1
90520-002-002LF	2,3,4,5			NOTE 1
90520-003-003LF	ALL			-
90520-004-004LF	2,3,4,5			-

LEAD FREE PRODUCT NO.

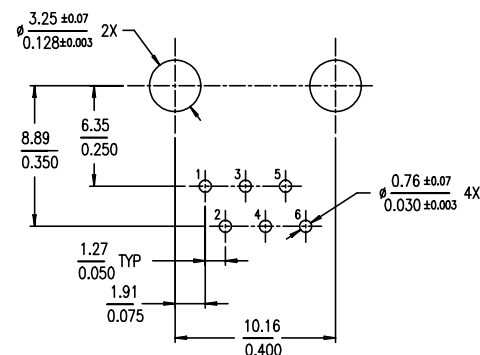
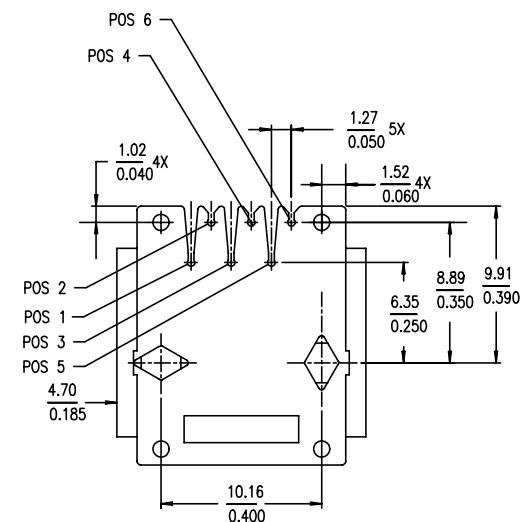


NOTES :

- SPECIAL PACKAGING.
- GXT IS 0.76um / 30u" MIN GXT WITH Au FLASH OVER 1.27um / 50u" MIN Ni.
- THIS PRODUCT MEETS EUROPEAN UNION DIRECTIVE AND OTHER COUNTRY REGULATIONS AS DESCRIBED IN GS-22-008
- THE HOUSING WILL WITHSTAND EXPOSURE TO 260°C PEAK TEMPERATURE FOR 10 SECONDS IN A WAVE SOLDER APPLICATION WITH A 1.57mm MINIMUM THICK CIRCUIT BOARD IF LF P/N PACKAGING MEETS GS-14-920 SPECIFICATION



SECTION A-A

BOARD LAYOUT
VIEWED FROM TOP

mat'l. code				surface	tolerance	projection	product family
ISO1302				ISO1101	ISO406	mm	MOD JACK
tolerances unless otherwise specified				tolerances unless otherwise specified			title
C	T70458	CL	10/21/97	angle	0.X±0.3	mm	SP/SW 6 POS VERTICAL
D	N04-0102	YS	11/23/04	0°±2'	0.XX±0.15	scale 2.0	PCB MOD JACK ASSY
E	N08-0064	SH	05/05/08	0°±2'	0.XXX±0.05	scale 2.0	dwg no
F	ELX-N-010976	SH	MMO 3/14/12	dr	CATHY LIN	10/21/97	sheet 1 of 1
				engr	TONY CHIEN	10/21/97	size
				chr	TONY CHIEN	10/21/97	A4
				appd	JENN TSAO	10/21/97	type
sheet	revision	F					Product Customer Drawing
index	sheet	1					

Mouser Electronics

Authorized Distributor

Click to View Pricing, Inventory, Delivery & Lifecycle Information:

[FCI / Amphenol:](#)

[90520-002LF](#)