

11.1 maxi



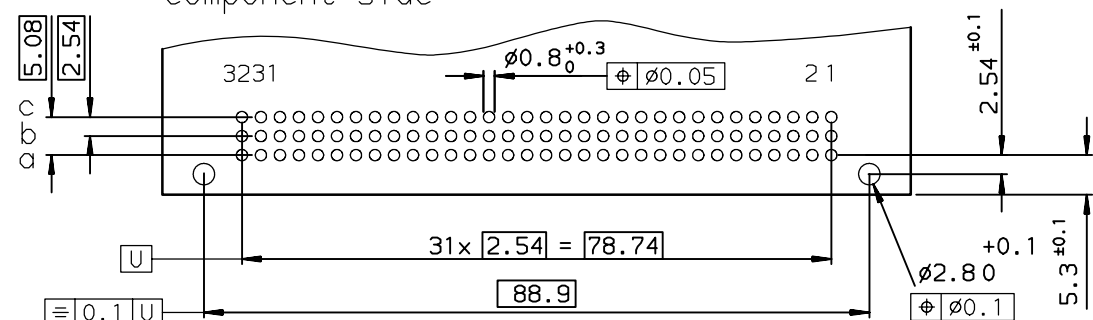
86093967113H65121E1

LEAD FREE PART NUMBER

86093967113H65AGLF

PCB DRILLING


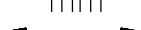

component side



GENERAL CHARACTERISTICS AND ROHS INFORMATIONS:

SEE DRAWING C-8609-0000A

European Views

www.fciconnect.com			surface ISO 1302		tolerance std ISO 406 ISO 1101		projection 		mm 			
TOLERANCES UNLESS OTHERWISE SPECIFIED												
Dr	ROUILLARD	2000/06/15	ANGULAR	LINEAR	0.X	±0.1	size A3	Scale 1.5				
Eng	TARON	2000/06/15			0.XX	±0.1						
Chr	LEGARE	2000/06/15			0.XXX	±0.1						
Appr	LEGARE	2000/06/15	Product family		DIN 8609		Spec ref		-			
			title				dwg no				Rev.	
			STANDARD MALE 3 ROW				C-8609-0813				C	
			96 CONTACTS									
catalog no			-				CUSTOMER		sheet 1 of 1			

rev	ecn no	dr	date
A	-	-	2000/06/15
B	LS05-001	JTA	2005/03/01
C	LS06-0095	LGO	2006/06/21
-	-	-	-
-	-	-	-
-	-	-	-
-	-	-	-

SPECIFICATION 121 = 4 grounding pins in position : A1-A32-C1-C32
or SPECIFICATION AG=

Mouser Electronics

Authorized Distributor

Click to View Pricing, Inventory, Delivery & Lifecycle Information:

[FCI / Amphenol:](#)

[86093967113H65AGLF](#)