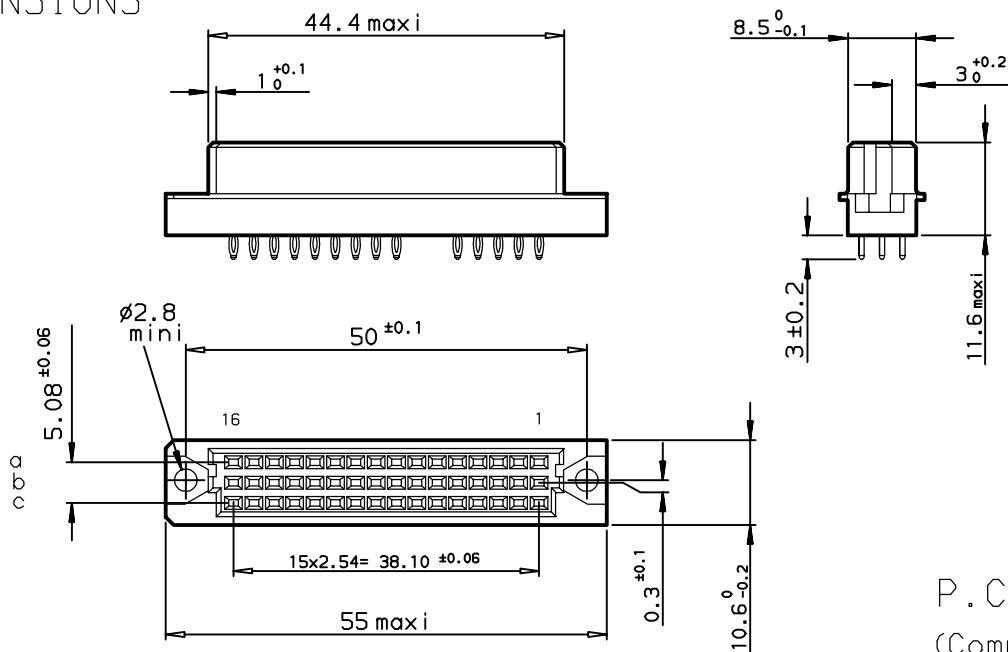
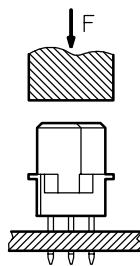


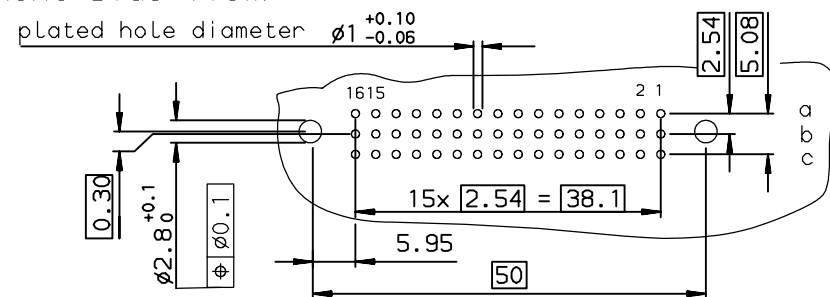
# DIMENSIONS



METHOD OF INSERTION  
ON THE PCB = FLAT ROCK



P.C. CARD DRILLING  
(Component side view)



## GENERAL CHARACTERISTICS AND ROHS INFORMATIONS:

SEE DRAWING C-8609-0000C

SPECIFICATION 759 = no contact in position : row:a-b-c cavities 6-7  
OR SPECIFICATION CI =

European Views

rev	ecn no	dr	date
A	-	ROU	1998/03/06
B	LS05-004	JTA	2005/02/26
C	LS06-0095	LGO	2006/06/24
-	-	-	-
-	-	-	-
-	-	-	-

www.fciconnect.com		surface ISO 1302	tolerance std ISO 406 ISO 1101	projection mm	size A3	Scale 1.5
TOLERANCES UNLESS OTHERWISE SPECIFIED		ANGULAR	LINEAR	0.X ±0.1	0.XX ±0.1	0.XXX ±0.1
Dr	ROUILLARD	1998/03/06				
Eng	TARON	1998/03/06				
Chr	LEGARE	1998/03/06				
Appr	LEGARE	1998/03/06				
Product family		DIN 8609		Spec ref -		
title		STANDARD FEMALE 3 ROW		drg no		Rev.
42 CONTACTS				C-8609-0695		C
catalog no				CUSTOMER sheet 1 of 1		

# Mouser Electronics

Authorized Distributor

Click to View Pricing, Inventory, Delivery & Lifecycle Information:

[FCI / Amphenol:](#)

[86093428394750CILF](#)