

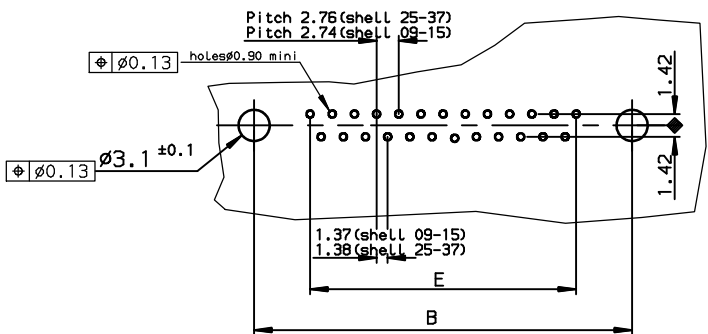
TIN LEAD PART NUMBER

SHELL	A±0.38	B±0.12	C±0.10	D±0.25	E±0.07	PART NUMBER		
09	30.81	24.99	16.96	16.21	10.96	D09S34A4GV00	D09S34A5GV00	D09S34A6GV00
15	39.14	33.32	25.18	24.54	19.18	D15S34A4GV00	D15S34A5GV00	D15S34A6GV00
25	53.03	47.04	39.12	38.25	33.12	D25S34A4GV00	D25S34A5GV00	D25S34A6GV00
37	69.32	63.50	55.68	54.71	49.68	D37S34A4GV00	D37S34A5GV00	D37S34A6GV00
Gold flash							0,40 µ gold	0,76 µ gold

LEAD FREE PART NUMBER


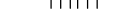

SHELL	A±0.38	B±0.12	C±0.10	D±0.25	E±0.07	PART NUMBER		
09	30.81	24.99	16.96	16.21	10.96	D09S34A4GV00LF	D09S34A5GV00LF	D09S34A6GV00LF
15	39.14	33.32	25.18	24.54	19.18	D15S34A4GV00LF	D15S34A5GV00LF	D15S34A6GV00LF
25	53.03	47.04	39.12	38.25	33.12	D25S34A4GV00LF	D25S34A5GV00LF	D25S34A6GV00LF
37	69.32	63.50	55.68	54.71	49.68	D37S34A4GV00LF	D37S34A5GV00LF	D37S34A6GV00LF
Gold flash							0,40 µ gold	0,76 µ gold

PC card drilling dimensions(after plating)
(thickness 1.60±0.20mm)



GENERAL CHARACTERISTICS AND ROHS INFORMATIONS:
SEE DRAWING C01-8646-0000

European Views

www.fciconnect.com			surface ISO 1302		tolerance std ISO 406 ISO 1101		projection 		mm 		
			TOLERANCES UNLESS OTHERWISE SPECIFIED								
Dr	PESSON	1994/06/30	ANGULAR	LINEAR	0.X		±0.1		size A3	Scale 2	
Eng	PESSON	1994/06/30			0.XX		±0.1				
Chr	LEGARE	1994/06/30			0.XX* ±2*		±0.1				
Appr	LEGARE	1994/06/30	Product family				D-SUB		ECN LS06-0097 Spec ref -		
			title FEMALE CONNECTOR FOR FOOT STRAIGHT SOLDER TYPE FOR				chg no C01-8646-0212				Rev. H
catalog no			-				CUSTOMER				sheet 1 of 1

Mouser Electronics

Authorized Distributor

Click to View Pricing, Inventory, Delivery & Lifecycle Information:

[Amphenol:](#)

[D09S34A6GV00LF](#)