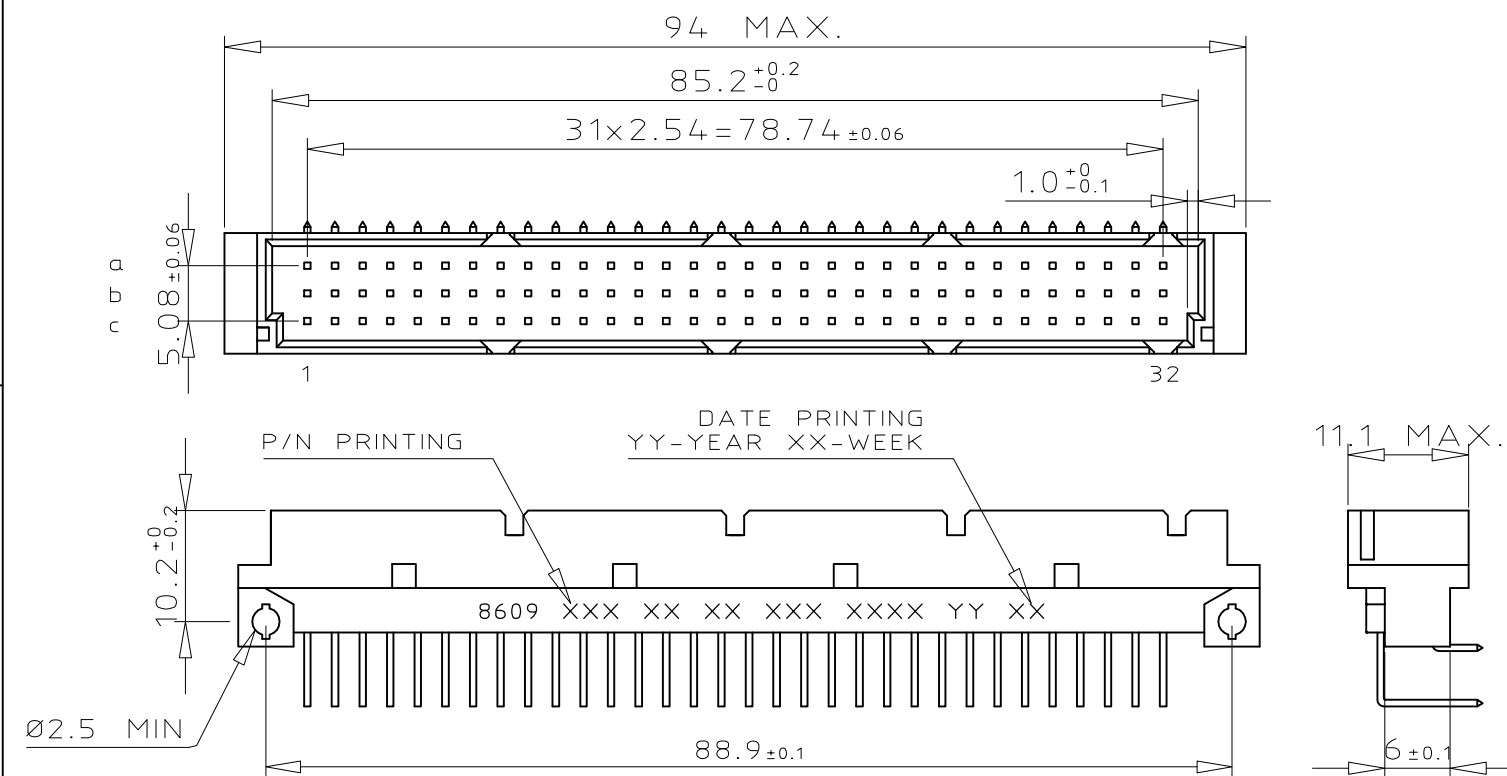
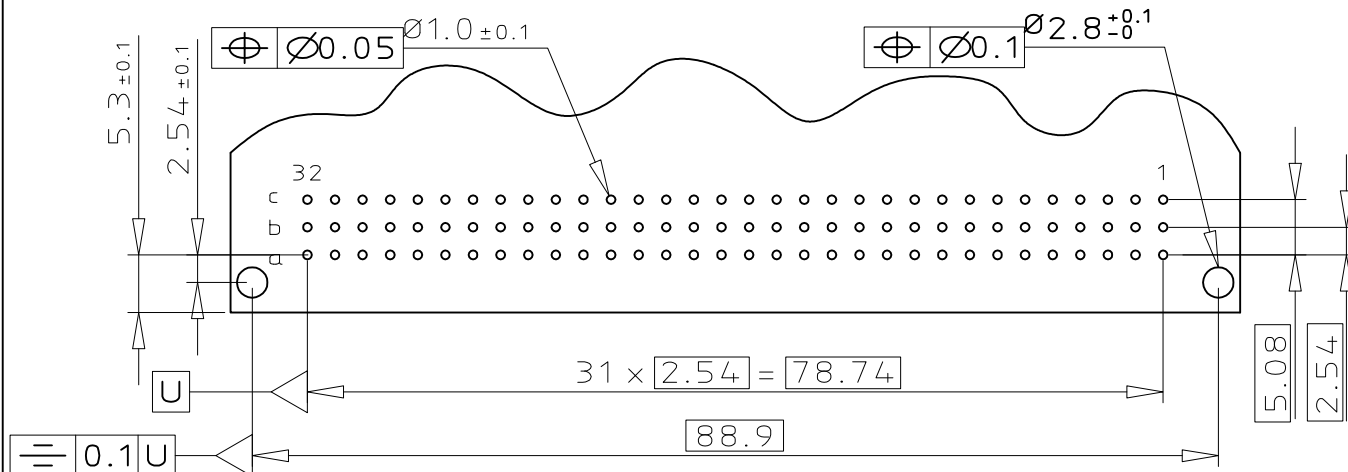


DIMENSIONS



PCB LAYOUT



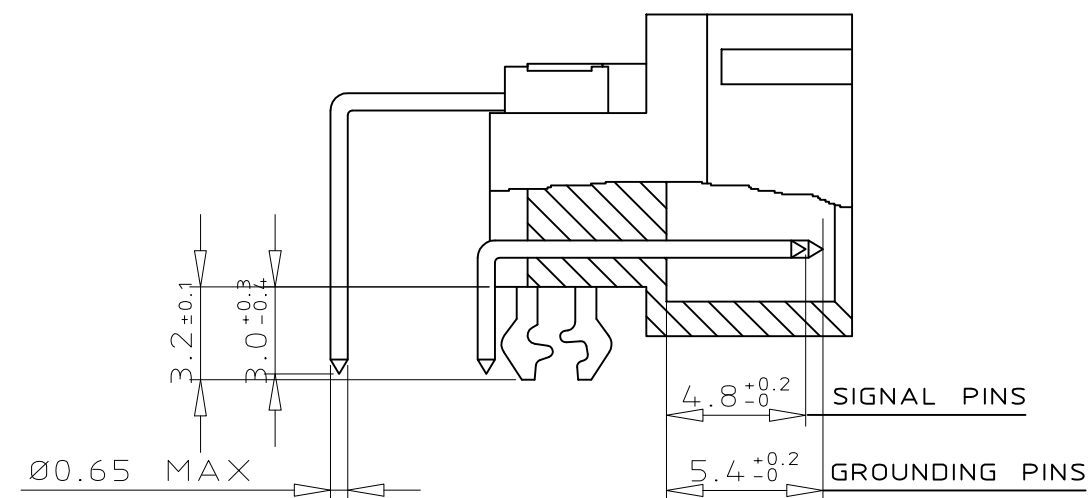
CONTACT ARRANGEMENT

	1	2	3	4	5	6	7	8	9	10	11	12	13	14	15	16	17	18	19	20	21	22	23	24	25	26	27	28	29	30	31	32
a	X	X	X	X	X	X	X	X	X	X	X	X	X	X	X	X	X	X	X	X	X	X	X	X	X	X	X	X	X	X	X	X
b																																
c	X	X	X	X	X	X	X	X	X	X	X	X	X	X	X	X	X	X	X	X	X	X	X	X	X	X	X	X	X	X	X	X

GENERAL CHARACTERISTICS & RoHS INFO

REFER DRAWING C-8609-0000A

TERMINATION



ORDERING INFORMATION

SERIES	8609	4	38	7	1	13	7	5	0	TFLF
ROWS FITTED WITH CONTACTS										
ROW a - c										
NO. OF CONTACTS										
TYPE OF INSULATOR										
3 ROW MALE INSULATOR										
METHOD OF MOUNTING										
STANDARD MOUNTING - STYLE C										
TERMINATION										
ANGLED SPILL										
OPTIONS										
NO OPTION										
WITH HARPOONS										
PERFORMANCE CLASS										
DIN 41612 CLASS 3										
DIN 41612 CLASS 2										
DIN 41612 CLASS 1										
AS PER MIL C 55302 / JSS 50808										
PITCH PER ROW										
MIXED PITCH										
LEAD FREE VERSION SPL CONTACTS LOADING										

mat'l. code	surface	tolerance	projection	product family
SEE DRAWING C-8609-0000A	ISO 1302	ISO 406 ISO 1101		8609
ltr	ecn no	dr	date	title
A	109-0064	KR	2009-04-21	DIN STANDARD HEADER
				ANGLED SPILL DIN 41612 STYLE C
				dwg no
				sheet 1 of 1
				size
				A3
				type Product Customer Drawing

Mouser Electronics

Authorized Distributor

Click to View Pricing, Inventory, Delivery & Lifecycle Information:

[FCI / Amphenol:](#)

[86094387113750TFLF](#) [86094387113740TFLF](#)