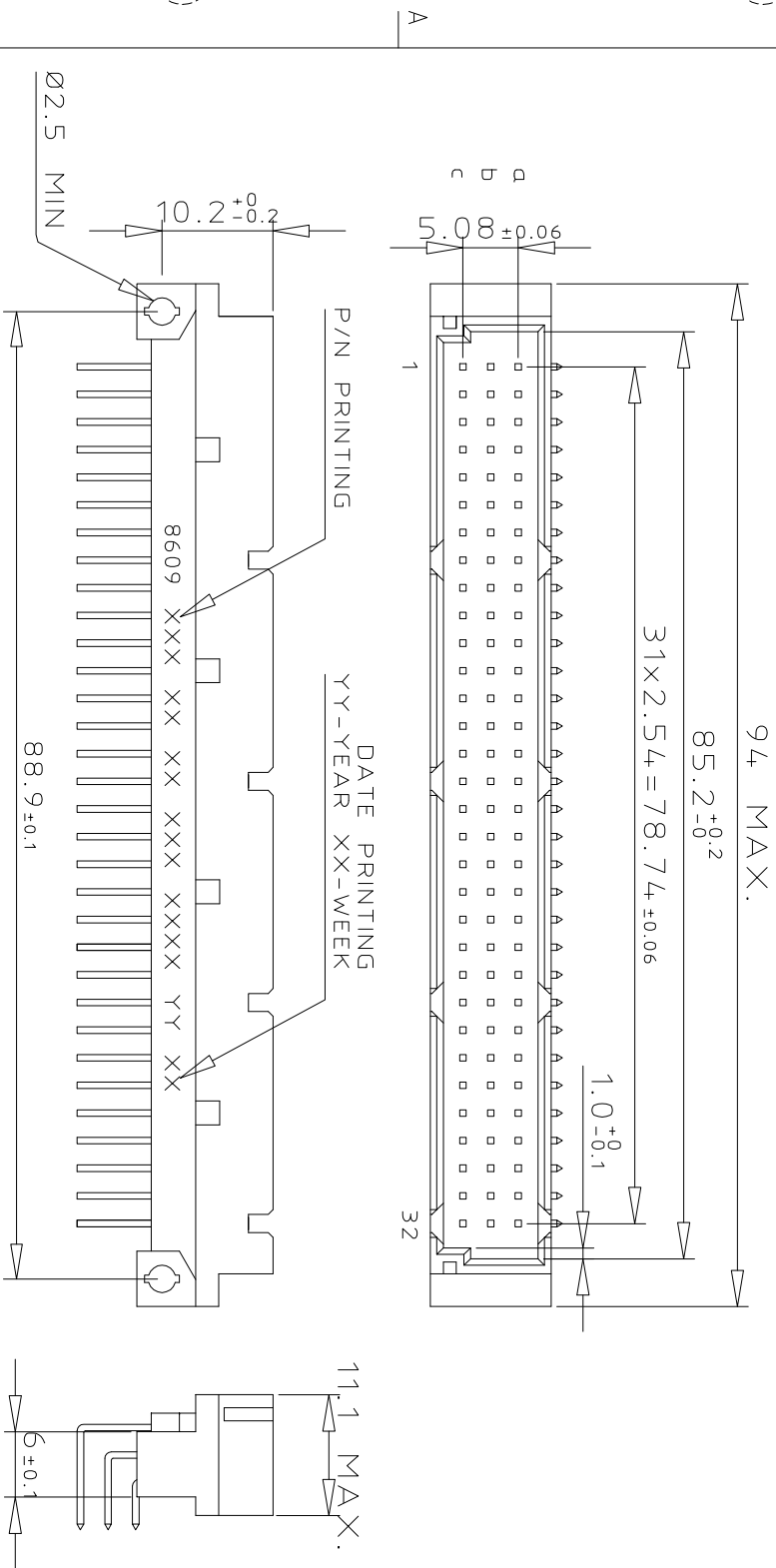
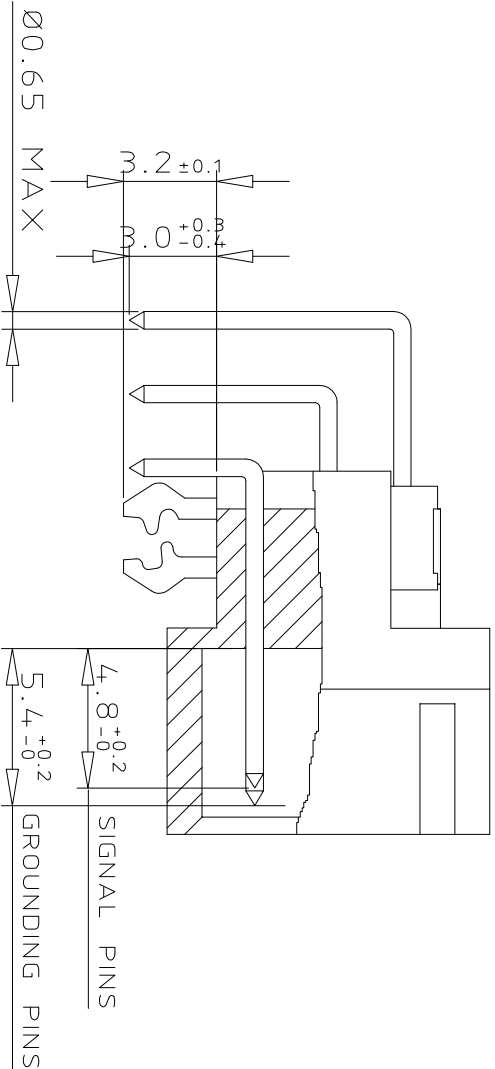


DIMENSIONS



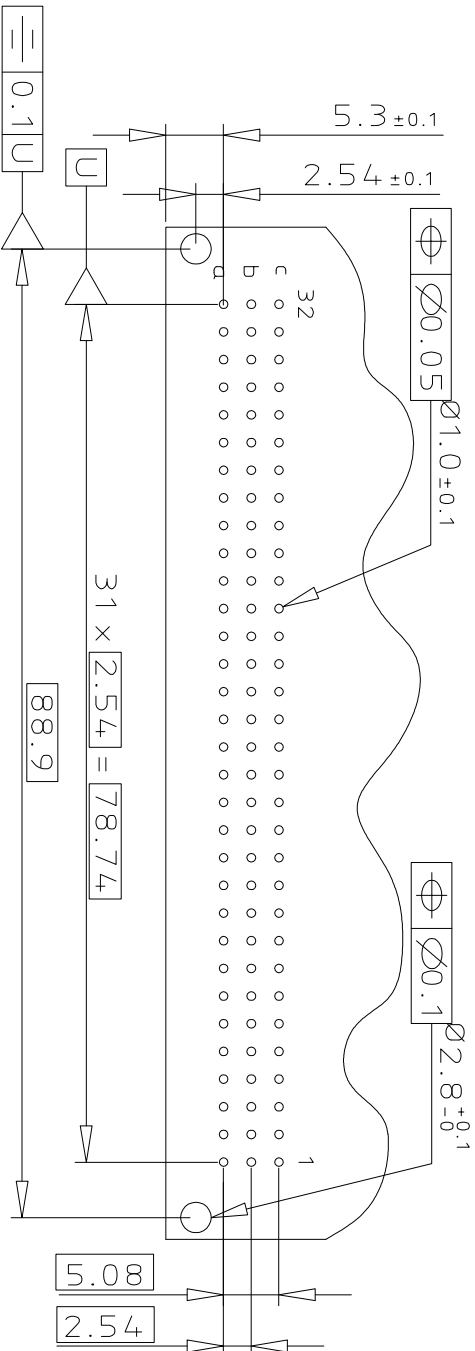
TERMINATION



ORDERING INFORMATION

SERIES	8609	3	63	7	1	13	7	5	0	NDLF
ROWS FITTED WITH CONTACTS										
Row a b c	3 63									
NO. OF CONTACTS	63									
TYPE OF INSULATOR	7									
3 ROW MALE INSULATOR	7									
METHOD OF MOUNTING	1									
STANDARD MOUNTING - STYLE C	1									
TERMINATION	13									
ANGLED SPILL	13									
OPTIONS	7									
NO. OPTION	7									
WITH HARPOONS	7									
PERFORMANCE CLASS	4									
DIN 41612 CLASS 3	4									
DIN 41612 CLASS 2	5									
DIN 41612 CLASS 1	6									
AS PER MIL C 55302 / JSS 50808	8									
PITCH PER ROW	0									
MIXED PITCH	0									
LEAD FREE VERSION SPL CONTACTS LOADING	NDLF									

PCB LAYOUT



CONTACT ARRANGEMENT

a	1	2	3	4	5	6	7	8	9	10	11	12	13	14	15	16	17	18	19	20	21	22	23	24	25	26	27	28	29	30	31	32
b	X	X	X	X	X	X	X	X	X	X	X	X	X	X	X	X	X	X	X	X	X	X	X	X	X	X	X	X	X	X	X	X
c	X	X	X	X	X	X	X	X	X	X	X	X	X	X	X	X	X	X	X	X	X	X	X	X	X	X	X	X	X	X	X	X

☒ STANDARD CONTACT ☐ EMPTY CAVITY ☒ FMLB CONTACT ☒ LMEB CONTACT

GENERAL CHARACTERISTICS & ROHS INFO
REFER DRAWING C-8609-0000A

D

form: A3

1

2

3

4

5

6



product family 8609
title
DIN STANDARD HEADER
ANGLED SPILL DIN 41612 STYLE C
dwg no C-8609-2055
sheet 1 of 1 size A3
type Product Customer Drawing

Copyright FCI

FCI
FCIconnect.com

B

B

A

A

Mouser Electronics

Authorized Distributor

Click to View Pricing, Inventory, Delivery & Lifecycle Information:

[FCI / Amphenol:](#)
[86093637113750NDLF](#)