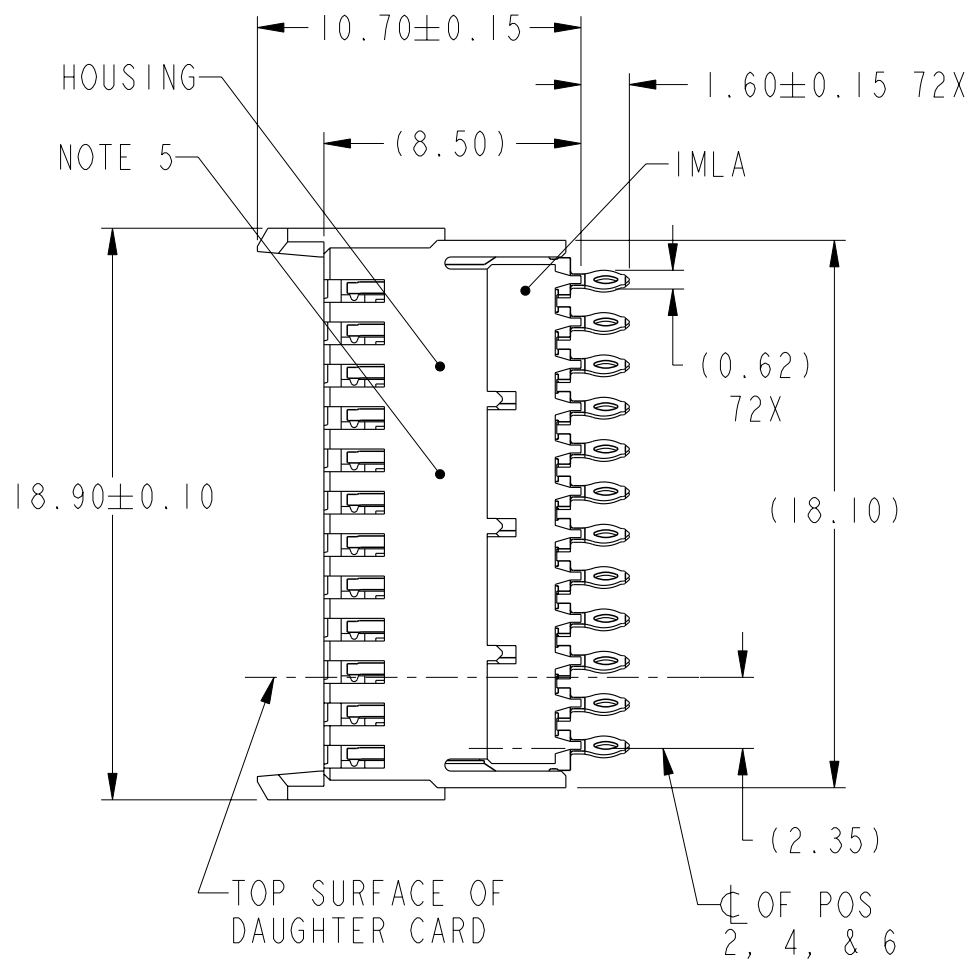
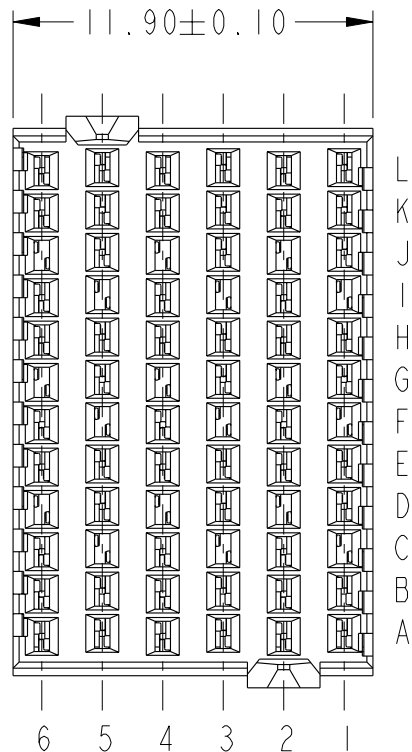


PRODUCT NUMBER  
SEE TABLE, SHT 4

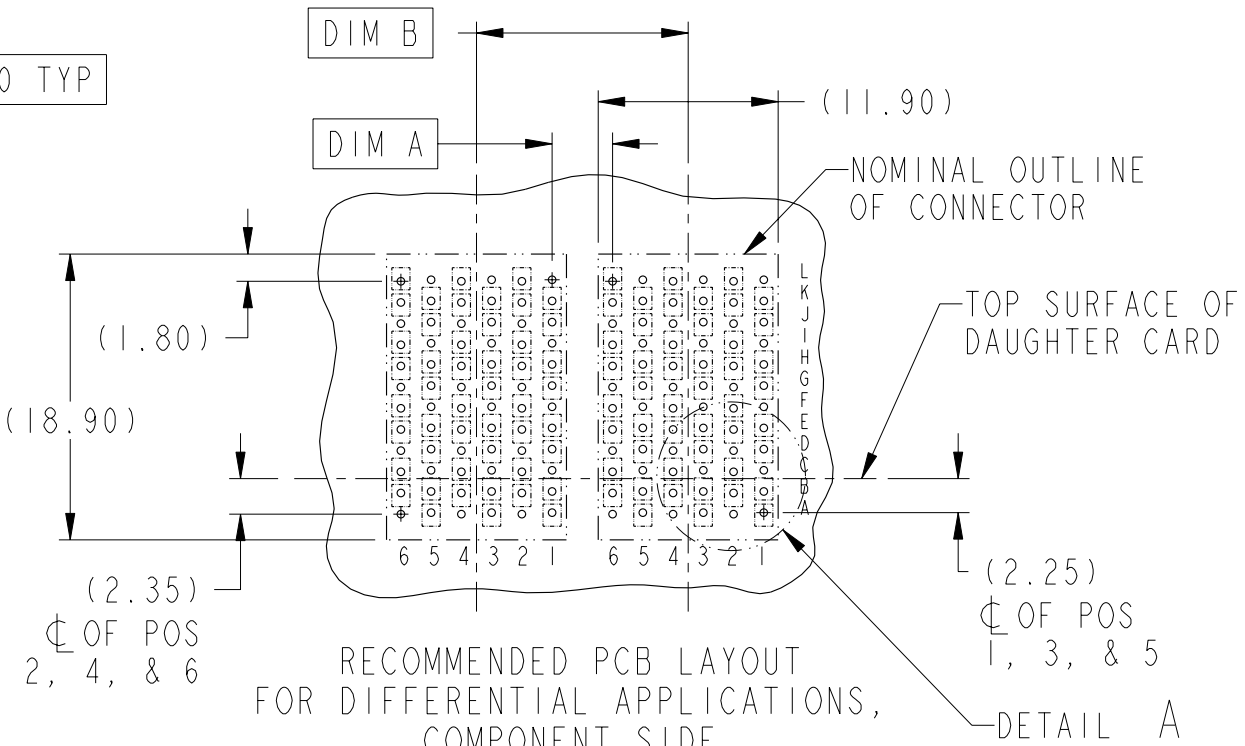
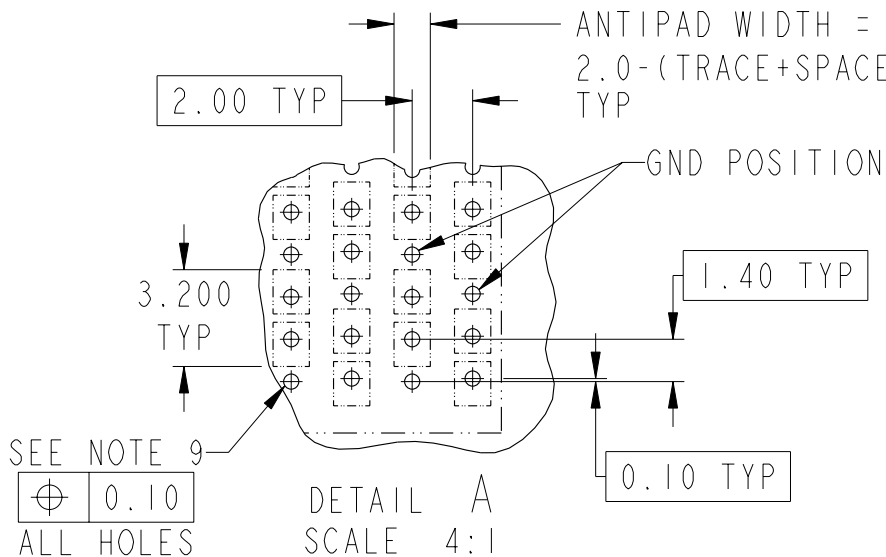


rev	ecn no	dr	date
A	S08-0192	CH	2008-06-20
-	-	-	-
-	-	-	-
-	-	-	-
-	-	-	-
-	-	-	-

www.fciconnect.com			surface - ✓ ASME Y14.5	tolerance std ASME Y14.5 -	projection MM
			TOLERANCES UNLESS OTHERWISE SPECIFIED		
Dr	C. H. TAN	2008-06-20	ANGULAR LINEAR 0° ±°	0.X ±	size A4
Eng	C. H. TAN	2008-06-20		0.XX ±	Scale 4:1
Chr	C. H. TAN	2008-06-20		0.XXX ±	ECN ***
Appr	JOEY NG	2008-06-20	Product family AirMax VS		Spec ref
FCI			title AirMax VS VERT RECPT ASSY PRESS-FIT, 72 POSITION, 12mm		Rev. A
			catalog no	-	sheet 1 of 4
			CUSTOMER		



Copyright FCI.



ADJACENT HEADER WIDTHS	DIM A	DIM B
12MM / 12MM	2.00	12.00
12MM / 14MM	3.00	13.00
14MM / 14MM	4.00	14.00

	title	AirMax VS VERT RECPT ASSY	dwg no	10084587	Rev.	A
		PRESS-FIT, 72 POSITION, 12mm				
	catalog no	-	CUSTOMER	sheet 2 of 4		

REV F - 2006-04-17



Copyright FCI.

A

B

C

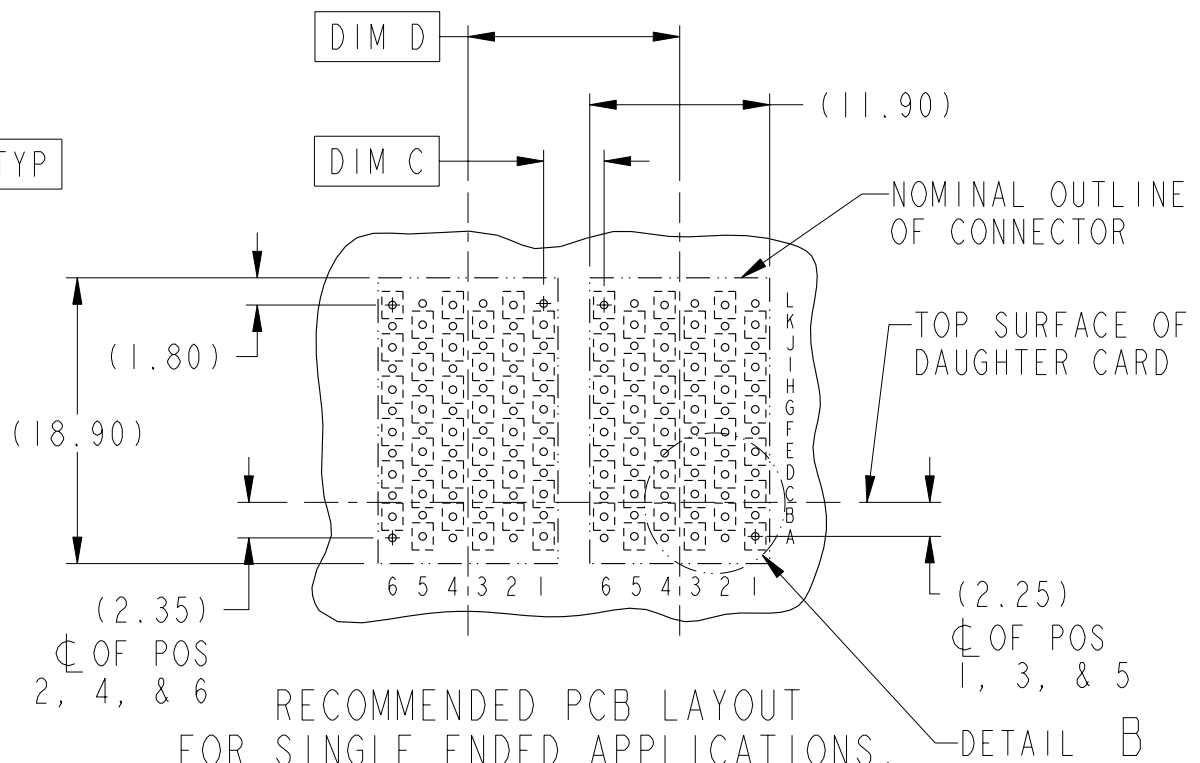
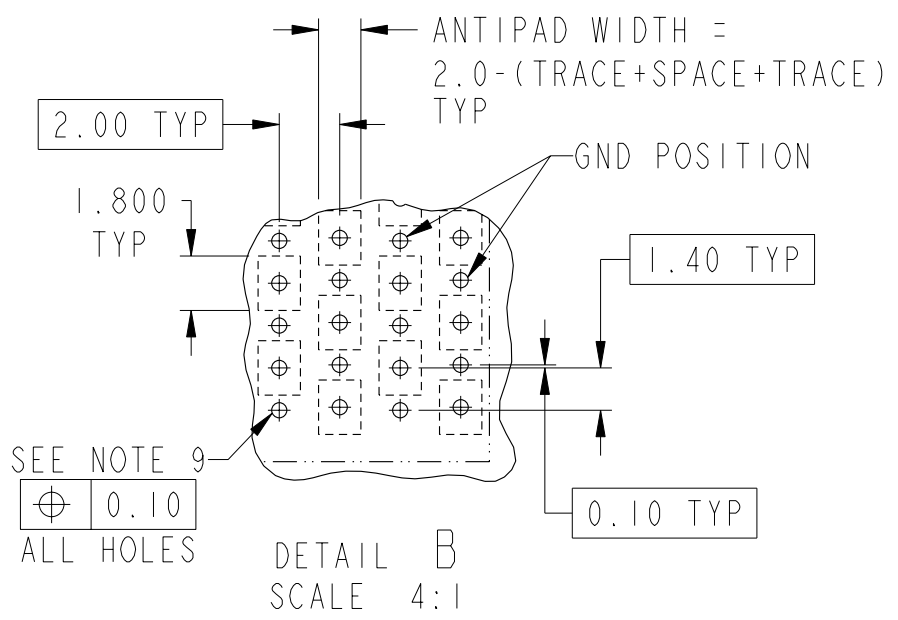
D

A

B

C

D



RECOMMENDED PCB LAYOUT  
FOR SINGLE ENDED APPLICATIONS,  
COMPONENT SIDE  
(TWO ADJACENT FOOTPRINTS SHOWN)  
NOTES 6 & 7

ADJACENT HEADER WIDTHS	DIM C	DIM D
12MM/12MM	2.00	12.00
12MM/14MM	3.00	13.00
14MM/14MM	4.00	14.00

	title	AirMax VS VERT RECPT ASSY	dwg no	10084587	Rev.	A
	catalog no	PRESS-FIT, 72 POSITION, 12mm	-	CUSTOMER	sheet 3 of 4	

REV F - 2006-04-17

PRODUCT NUMBER

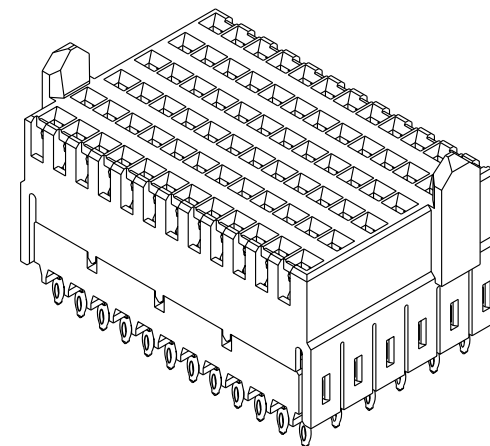
PRESS-FIT TAIL  
PLATING TYPE

10084587-101LF

TIN OVER NICKEL  
(LEAD FREE)

## NOTES:

1. CONNECTOR MATERIALS:  
HOUSING: HIGH TEMP THERMOPLASTIC, NATURAL, UL94V-0  
IMLA PLASTIC: HIGH TEMP THERMOPLASTIC, BLACK, UL94V-0  
CONTACT: COPPER ALLOY
2. CONTACT PLATING:  
SEPARABLE INTERFACE:  
PERFORMANCE-BASED PLATING, QUALIFIED TO MEET THE REQUIREMENTS  
OF FCI PRODUCT SPECIFICATION GS-12-239, INCLUDING TELCORDIA  
GR-1217-CORE (NOVEMBER 1995) CENTRAL OFFICE.  
PRESS-FIT TAILS: SEE TABLE
3. PRODUCT SPECIFICATION: GS-12-239
4. APPLICATION SPECIFICATION: GS-20-035
5. PRODUCT MARKING, (PART NUMBER & LOT CODE),  
ON THIS SURFACE
6. REFER TO CUSTOMER DRAWING 10035911 FOR INFORMATION  
REGARDING PCB LAYOUT OF POWER AND GUIDE MODULES  
RELATIVE TO SIGNAL MODULES
7. POSITION F OF ODD NUMBERED COLUMNS AND POSITION G  
OF EVEN NUMBERED COLUMNS CORRESPOND TO EARLY MATE  
HEADER PINS
8. THERE IS NO GROUND BUSSING WITHIN THE CONNECTOR SYSTEM
9. SEE CUSTOMER DRAWING 10045979 FOR INFORMATION ON PCB HOLE  
DIAMETER AND PLATING OPTIONS
10. THIS PRODUCT MEETS EUROPEAN UNION DIRECTIVES AND OTHER  
COUNTRY REGULATIONS AS DESCRIBED IN GS-22-008
11. THE HOUSING WILL WITHSTAND EXPOSURE  
TO 260°C PEAK TEMPERATURE FOR  
40 SECONDS IN A CONVECTION, INFRA-RED  
OR VAPOR PHASE REFLOW OVEN
12. PACKAGING MEETS GS-14-920 LEAD FREE  
LABELING SPECIFICATION



title AirMax VS VERT RECPT ASSY  
PRESS-FIT, 72 POSITION, 12mm  
catalog no -

dwg no 10084587

Rev.  
A

CUSTOMER sheet 4 of 4

# Mouser Electronics

Authorized Distributor

Click to View Pricing, Inventory, Delivery & Lifecycle Information:

[FCI / Amphenol:](#)

[10084587-101LF](#)