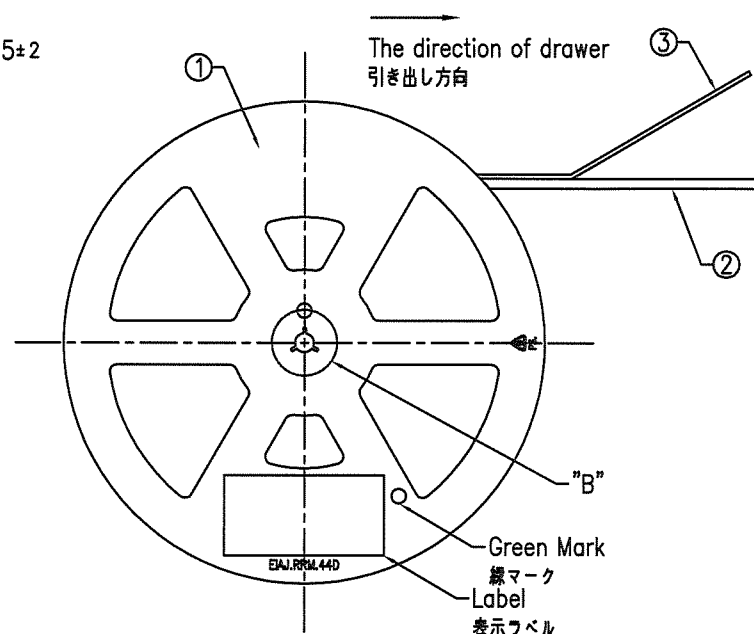
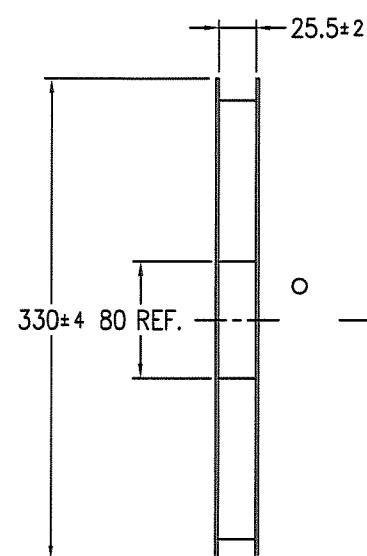
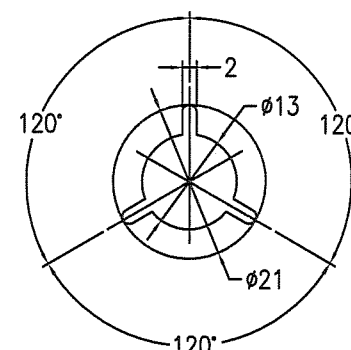
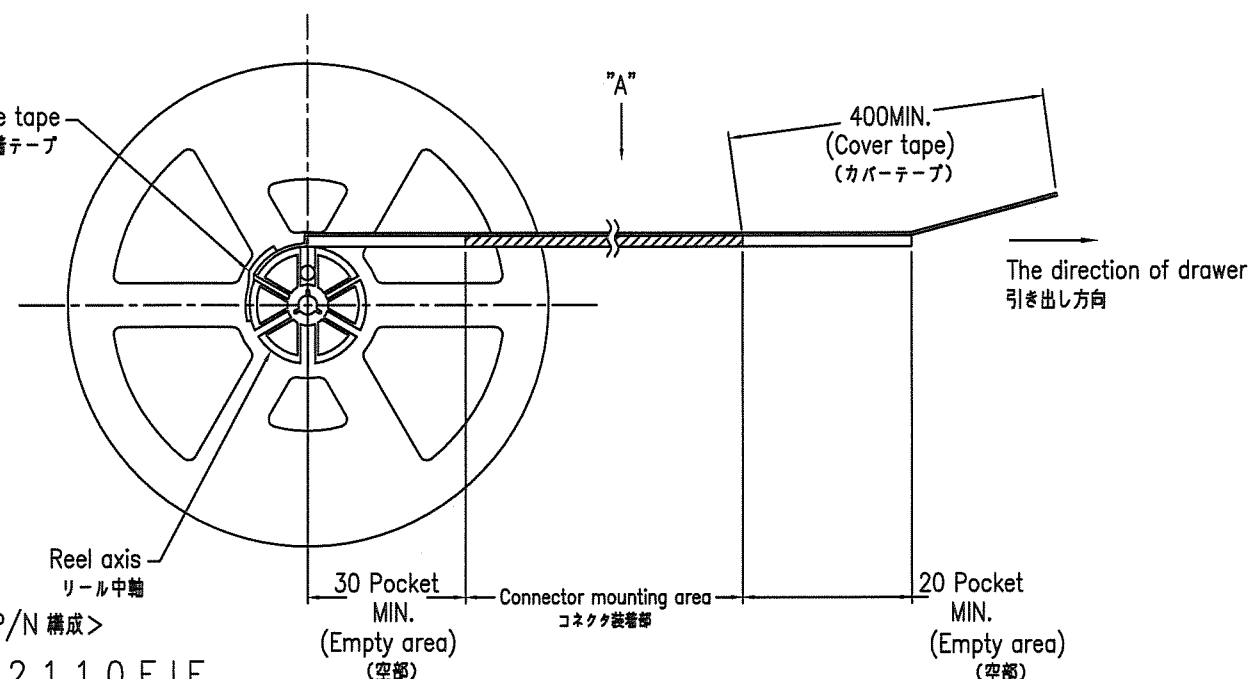


PRODUCT NO.

10064555-XX2X10ELF

PARTS TABLE 部品表

No.	Part name 部品名	Material 材質	QTY.	Note 備考
①	The reel for packaging 梱包用リール	Polystyrene ポリスチレン	1	Color : White, Electrification prevention processing 色:白、帯電防止処理品
②	Emboss tape エンボステープ	PP or PET	1	Electrification prevention processing 帯電防止処理品
③	Cover tape カバーテープ	Polyester ポリエステル	1	
④	Connector コネクタ	See sheet 2	3000	

Adhesive tape
粘着テープ

DETAIL "B" (1/1)

"B" 部詳細図 (1/1)

<P/N composition> <P/N 構成>

10064555-39 2 1 1 0 E L F

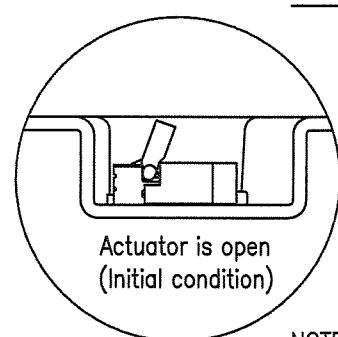
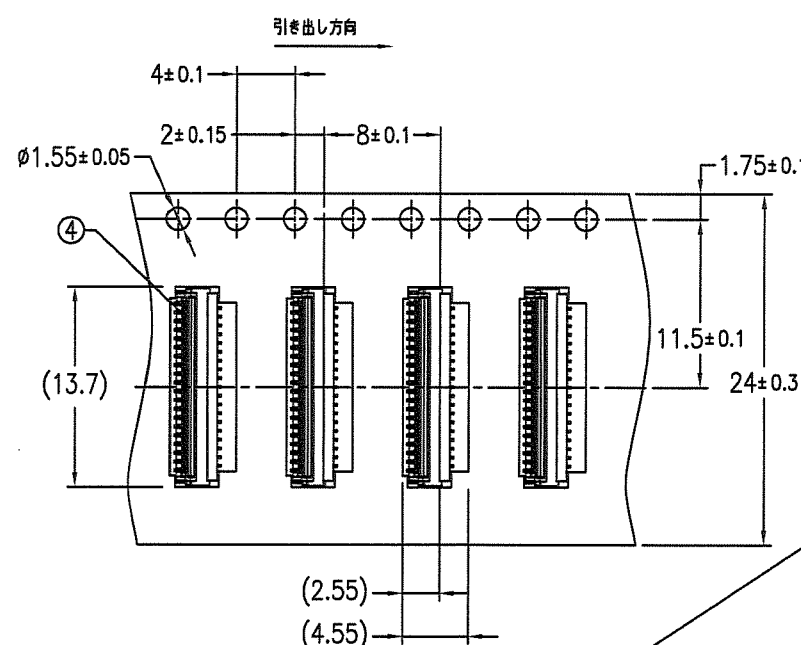
- Lead Free
- Packaging form (E : Plastic reel・Embossing tape package)
- Embossing tape package 0: 8mm PITCH
1: 12mm PITCH
- Plating spec 1: Au plating
- TYPES OF PRODUCT 1: SMT / WITH CABLE LOCK
2: SMT / WITHOUT CABLE LOCK
- Contact Side 2: UPPER SIDE
- No of position
- Series name

NOTE

- This article carries out the emboss tape package of the P/N10064555 series connector.
- The shape and dimension of this article are based on JIS C 0806.
(Taping of electronic parts (Surface mounted device))

注記

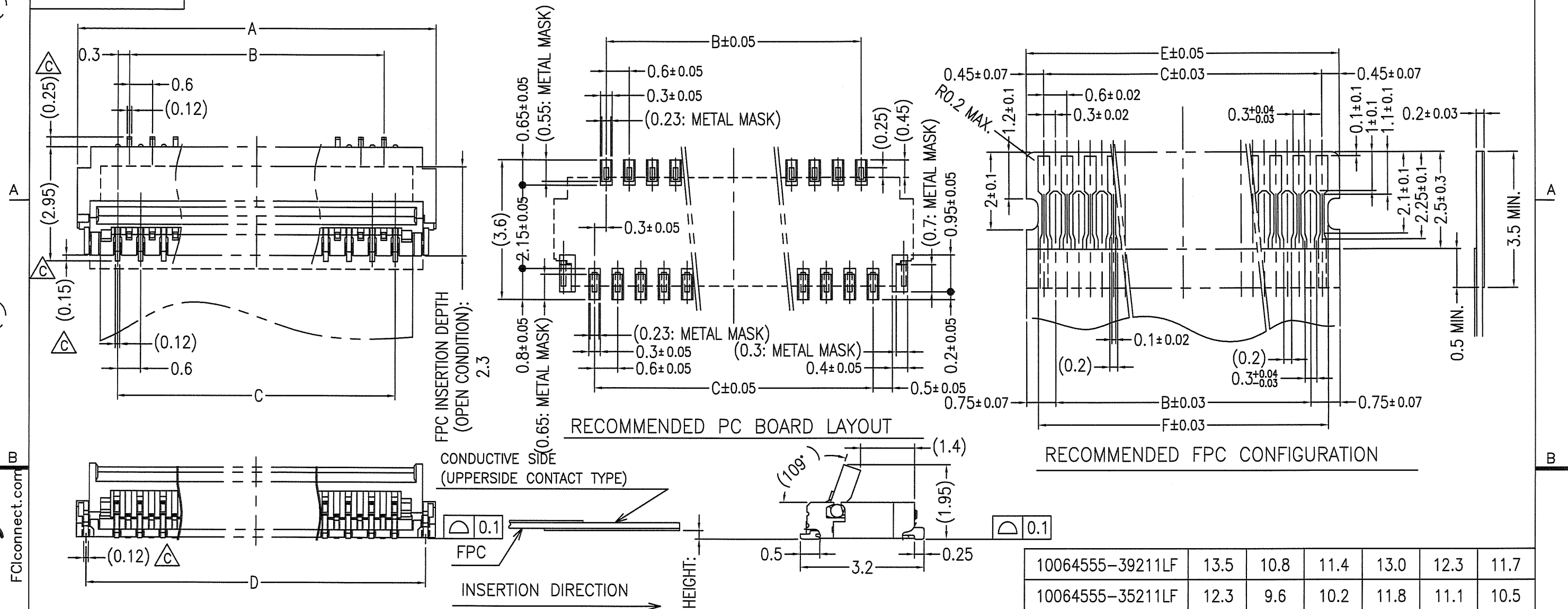
- 本品は P/N10064555シリーズをエンボステープ梱包したものである。
- 本品の形状及び寸法規定は JIS C 0806 (電子部品のテーピング (表面実装部品)) に準拠する。

Actuator is open
(Initial condition)VIEW "A" (N.S.)
矢視 "A" (N.S.)

mat'l. code ---				surface ISO 1302 ✓		tolerance ISO 406 ISO 1101	projection MM	product family 589F FLEX 0.3	CODE JP
ltr	description	ecn no	dr	date	tolerances unless otherwise specified		MM	title ASSEMBLY 0.3mm PITCH CONNECTOR FOR FPC YLL-U Series	
A	RELEASED	J06-0368	Y.K	09/06/'06	angles	0.X ±0.2		dwg no 10064555	
B	REVISED	J07-0472	Y.K	2007-9-21	linear	0.XX ±0.2			
C	ADD NEW P/N	J08-0064	Y.K	2008-2-12	0'±2"	0.XXX ±0.2	scale 1:5	sheet 1 of 3 size A3	
D	ADD NEW P/N	J08-0419	Y.K	2008-10-29	dr	Y.KAMEDA	2008-10-29		
					enr	Y.KAMEDA	2008-10-29	type Product Customer Drawing	
					chr	Y.KAMEDA	2008-10-29		
					appd	Y.KAMEDA	2008-10-29	Rev. D	
sheet index	revision sheet	D	D	D					
		1	2	3					

PRODUCT NO.

10064555-XX211LF



NOTE

1.MATERIAL

1)HOUSING:THERMOPLASTIC RESIN,UL94V-0, BLACK

2)ACTUATOR:THERMOPLASTIC RESIN,UL94V-0, BEIGE

3)CONTACT:COPPER ALLOY

4)FIXING TAB: COPPER ALLOY

2.FINISH

1)CONTACT: ALL OVER Ni,(CONTACT AREA) Au FLASH. ,(SOLDER TAIL AREA) Au FLASH.

2)FIXING TAB: ALL OVER Ni , Sn PLATING 1.5~3.5μm

3.CO-PLANARITY: 0.1 MAX.

4.THICKNESS OF A METAL MASK: 0.1mm

5.FPC

1)ADHESIVE METHOD OF SUPPORTING TAPE SHALL BE HEAT CRIMPING METHOD AND THERMOSETTING ADHESIVE MATERIAL SHALL BE USED.

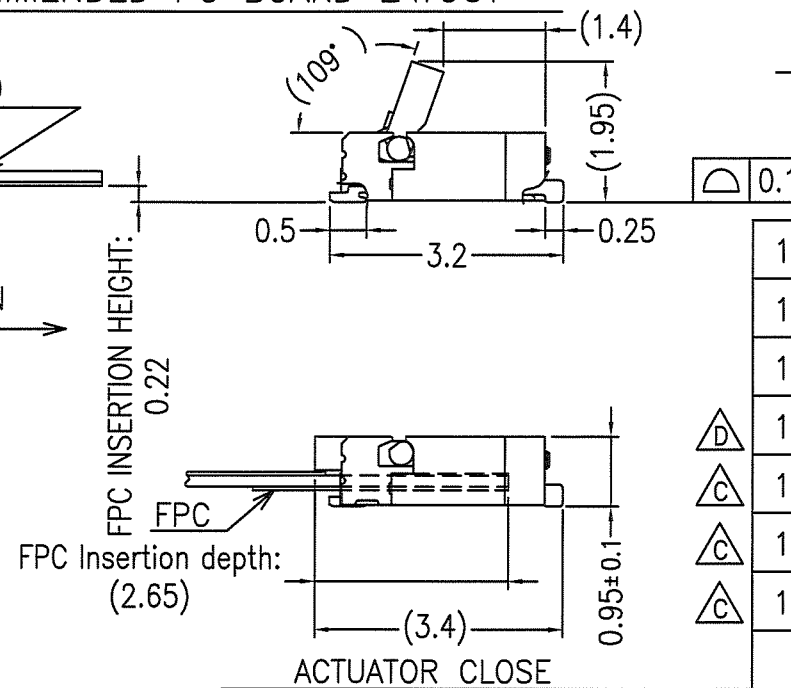
6.PRODUCT

1)* MARK ITEM IS REFERENCE.

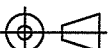
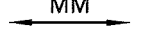

2)RECOMMENDED PCB LAYOUT and FPC ARE THE SAME AS 10061122-**1110ELF(YLL-DOWN CONTACT TYPE).

7.OTHER

THIS PRODUCT MEETS EUROPEAN UNION DIRECTIVES AND OTHER COUNTRY REGULATIONSAS DESCRIBED IN GS-22-008



10064555-39211LF	13.5	10.8	11.4	13.0	12.3	11.7
10064555-35211LF	12.3	9.6	10.2	11.8	11.1	10.5
10064555-33211LF	11.7	9	9.6	11.2	10.5	9.9
10064555-31211LF	11.1	8.4	9	10.6	9.9	9.3
10064555-25211LF	9.3	6.6	7.2	8.8	8.1	7.5
10064555-21211LF	8.1	5.4	6.0	7.6	6.9	6.3
10064555-15211LF	6.3	3.6	4.2	5.8	5.1	4.5

mat'l. code ---					surface ISO 1302 ✓		tolerance ISO 406 ISO 1101		projection 	product family 589F FLEX 0.3			CODE JP		
ltr	description	ecn no	dr	date	tolerances unless otherwise specified					title ASSEMBLY 0.3mm PITCH CONNECTOR FOR FPC YLL-U Series					
A	RELEASED	J06-0368	Y.K	09/06/'06	angles	linear	0.X		±0.2						
B	REVISED	J07-0472	Y.K	2007-9-21			0.XX	±0.2							
C	ADD NEW P/N	J08-0064	Y.K	2008-2-12			0°±2°	0.XXX	±0.2						
D	ADD NEW P/N	J08-0419	Y.K	2008-10-29	dr	Y.KAMEDA		2008-10-29		dwg no			sheet2 of 3		size A3
					engr	Y.KAMEDA		2008-10-29		10064555					
					chr	<i>Y. KAMEDA</i>		<i>2008-10-29</i>		type			Product Customer Drawing		
					appd	<i>H. S. V. Z. U. K. I.</i>		<i>2008-10-29</i>							
sheet index		revision sheet													Rev. D

form: A3

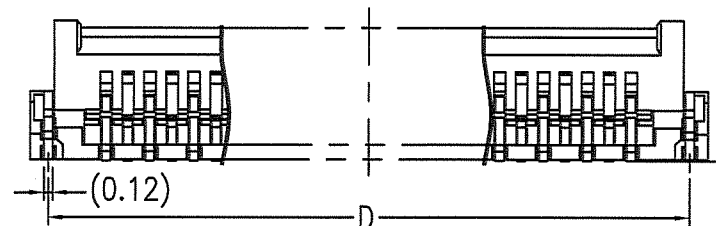
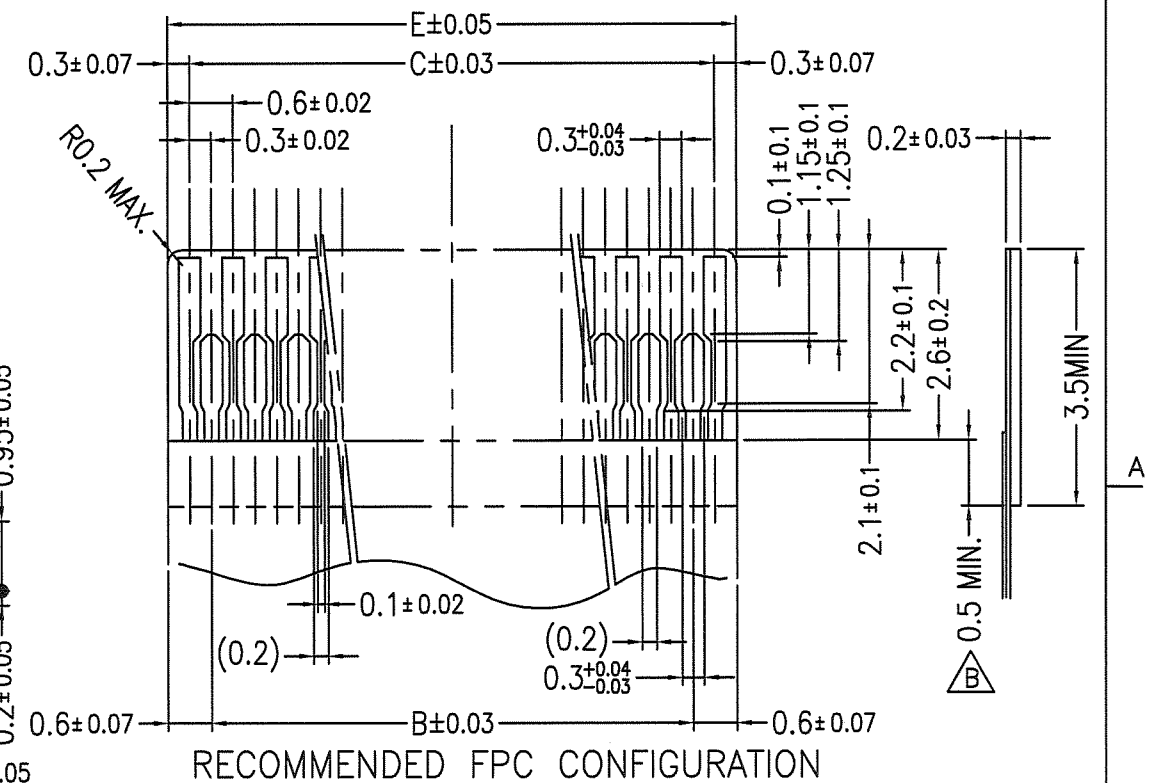
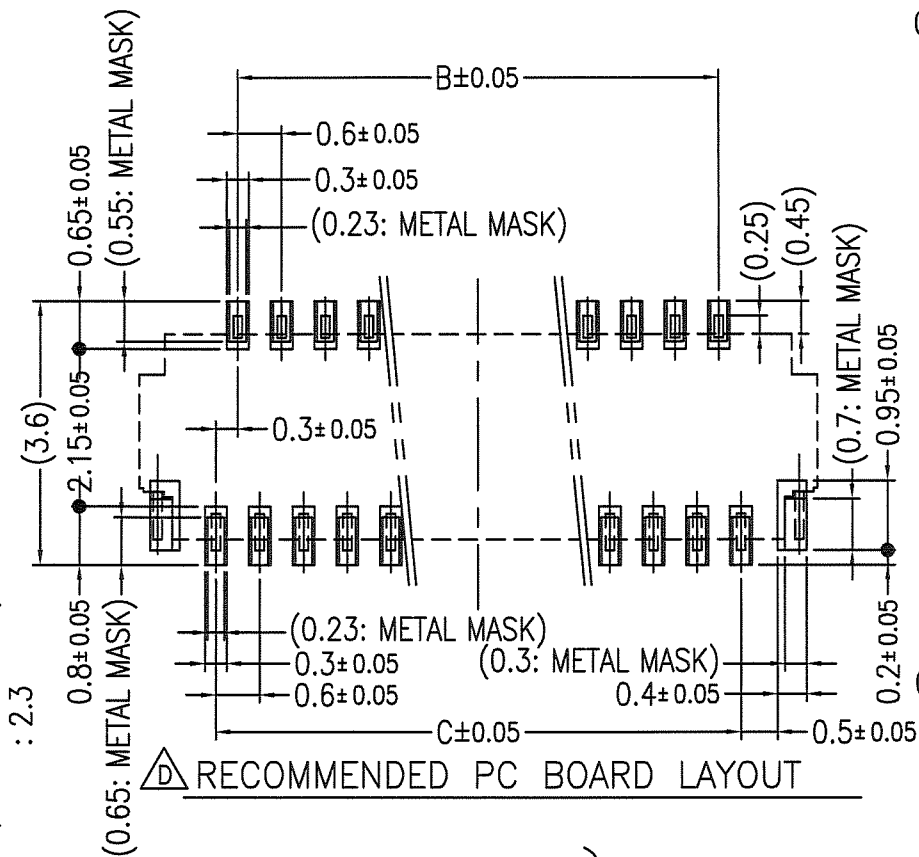
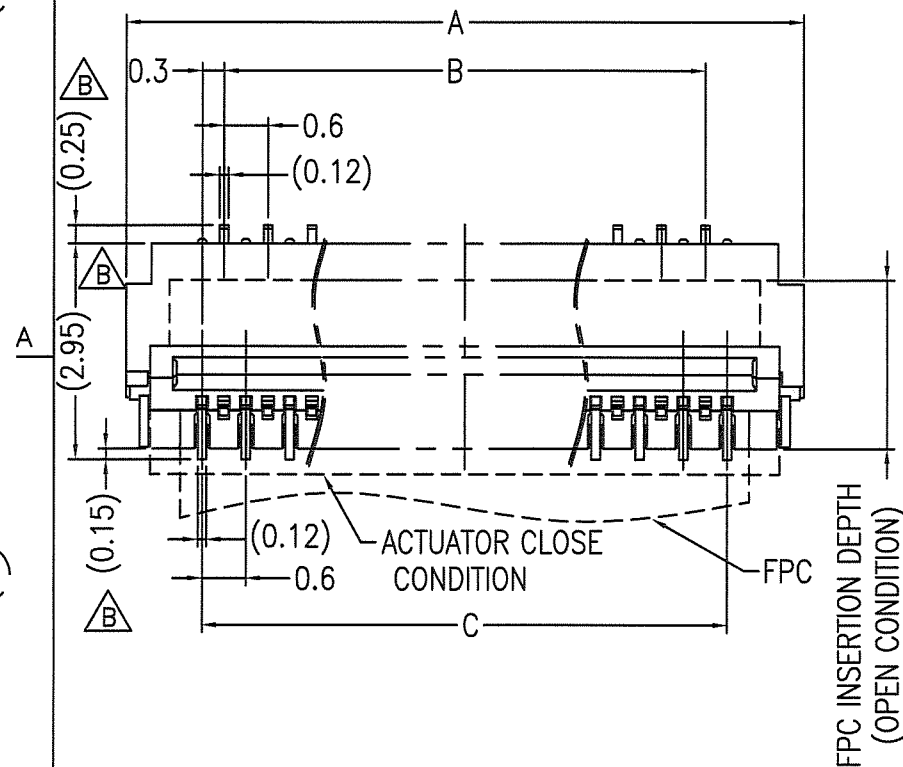
PDM: Rev:D

STATUS:Released

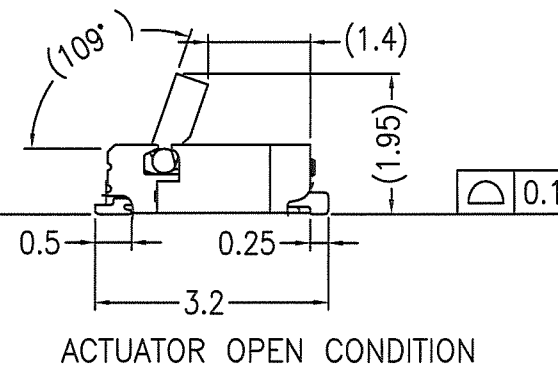
Printed: Oct 30, 2008

PRODUCT NO.

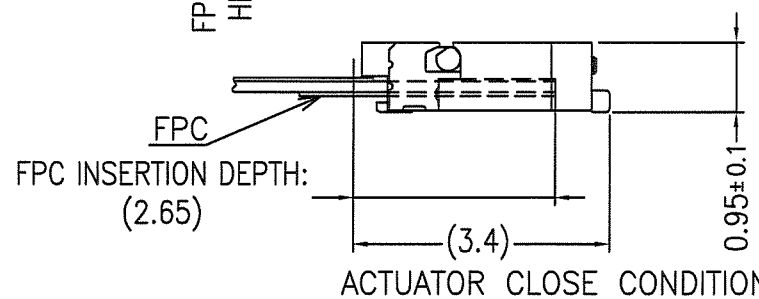
10064555-XX221LF

CONDUCTIVE SIDE
(UPPERSIDE CONTACT TYPE)

INSERTION DIRECTION

FPC INSERTION
HEIGHT: 0.22

ACTUATOR OPEN CONDITION



ACTUATOR CLOSE CONDITION

NOTE

1.MATERIAL

1)HOUSING:THERMOPLASTIC RESIN,UL94V-0, BLACK

2)ACTUATOR:THERMOPLASTIC RESIN,UL94V-0, BEIGE

3)CONTACT:COPPER ALLOY

4)FIXING TAB: COPPER ALLOY

2.FINISH

1)CONTACT: ALL OVER Ni,(CONTACT AREA) Au FLASH. ,(SOLDER TAIL AREA) Au FLASH.

2)FIXING TAB: ALL OVER Ni, Sn PLATING 1.5~3.5μm

3.CO-PLANARITY: 0.1 MAX.

4.THICKNESS OF A METAL MASK: 0.1mm

5.FPC

1)ADHESIVE METHOD OF SUPPORTING TAPE SHALL BE HEAT CRIMPING METHOD AND THERMOSETTING ADHESIVE MATERIAL SHALL BE USED.

6.PRODUCT

1)RECOMMENDED PCB LAYOUT and FPC ARE THE SAME AS 10061122-**1110ELF(YLL-DOWN CONTACT TYPE).

7.OTHER

THIS PRODUCT MEETS EUROPEAN UNION DIRECTIVES AND OTHER COUNTRY REGULATIONSAS DESCRIBED IN GS-22-008

10064555-41221LF	14.1	11.4	12.0	13.6	12.6
10064555-39221LF	13.5	10.8	11.4	13.0	12.0
10064555-37221LF	12.9	10.2	10.8	12.4	11.4
10064555-33221LF	11.7	9	9.6	11.2	10.2
10064555-27221LF	9.9	7.2	7.8	9.4	8.4
10064555-25221LF	9.3	6.6	7.2	8.8	7.8
10064555-23221LF	8.7	6	6.6	8.2	7.2
10064555-21221LF	8.1	5.4	6.0	7.6	6.6
P/N	A	B	C	D	E

mat'l. code				surface	tolerance	projection	product family	CODE
---				ISO 1302	ISO 406 ISO 1101	MM	589F FLEX 0.3	JP
ltr	description	ecn no	dr	date	tolerances unless otherwise specified	MM	title	
A	RELEASED	J07-0472	Y.K	2007-9-21	angles	0.X ±0.2	0.3mm PITCH CONNECTOR FOR FPC	
B	REVISED	J08-0064	Y.K	2008-2-12	linear	0.XX ±0.2	YLL-U Series	
C	ONLY REV. UP		Y.K		0°±2°	0.XXX ±0.2	scale 10:1	
D	REVISED	J08-0419	Y.K	2008-10-29	dr	Y.KAMEDA	2008-10-29	
					enr	Y.KAMEDA	2008-10-29	
					chr	Y.KAMEDA	2008-10-29	
					appd	HSJZUKI	2008-10-29	
sheet index	revision sheet						dwg no	sheet 3 of 3 size
							10064555	A3
							type	Product Customer Drawing
								Rev. D

form: A3

PDM: Rev:D

STATUS: Released

Printed: Oct 30, 2008

Mouser Electronics

Authorized Distributor

Click to View Pricing, Inventory, Delivery & Lifecycle Information:

[FCI / Amphenol:](#)

[10064555-352110ELF](#)