

1

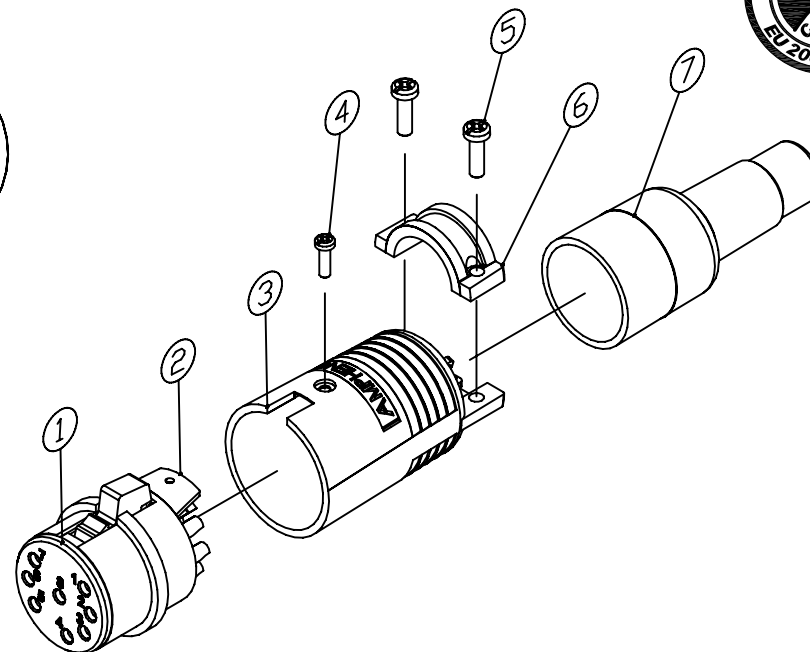
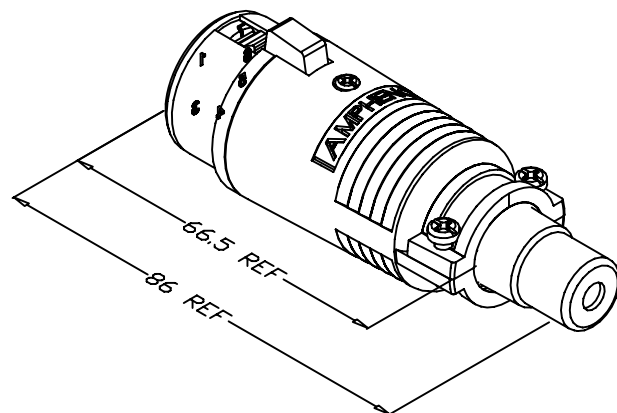

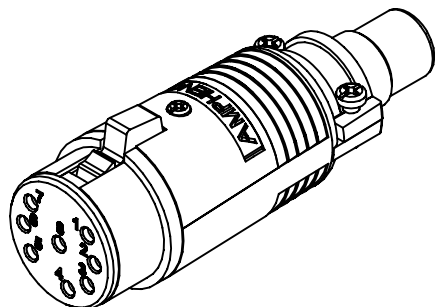
2

3

4

5

6



NOTE: 1. FOR EXAMPLE: FOR AN EP-8-11P USE ASSY No. 128199-0008

EP-* - 11P TYPE	EP/AP INSERT P/N
EP - 3 - 11P	156-4401-003
EP - 4 - 11P	156-4401-004
EP - 5 - 11P	156-4401-005
EP - 6 - 11P	156-4401-006
EP - 8 - 11P	156-4401-008

7	012-4026-00*	012-4026-00*	EP BUSHING	1
6	026-4016-000	026-4016-000	EP 11 & 12 CLAMP	1
5	990-4094-000	990-4094-000	CABLE CLAMP SCREW FOR EP	2
4	990-4400-000	990-4400-000	2-32 PAN HEAD SCREW	1
3	248-4108-000	248-4108-000	EP 11 SHELL, LONG VERSION	1
2	011-4400-000	011-4400-000	EP BARREL	1
1	SEE TABLE	SEE TABLE	EP SOCKET INSULATOR ASSY	1
ITEM	PART No.	DWG No.	DESCRIPTION	QTY

UNLESS OTHERWISE SPECIFIED TOLERANCE TO BE		THIS DOCUMENT IS THE PROPERTY OF AMPHENOL AUSTRALIA PTY. LTD.. NO PART THEREOF MAY BE REPRODUCED AND USED WITHOUT THE PRIOR WRITTEN CONSENT OF THE OWNER	
LINEAR	ANGULAR	CAD FILE: 00805102	DRN: S.M.D
X ± 0.5	X' ± 1°	MATL: REFER TO COMPONENT	DATE: 07-02-90
X.X ± 0.1	X'X' ± 30'	DO NOT SCALE	CKD: M.H
X.XX ± 0.05	X'X'X' ± 15'	FINISH: REFER TO COMPONENT	DATE: 19-11-08
BREAK ALL SHARP EDGES AND REMOVE ALL BURRS		APP'D: P.M	DATE: 19-11-08
DIMENSIONS IN MILLIMETRES		SCALE: 2:1 UOS	PART No: SEE TABLE
		THIRD ANGLE PROJECTION	

2	OMIT PART NUMBER EP - 2 - 11P PRODUCT OBSOLETE	M.N.H.	19-11-08	8784
1	UPDATE TO AMPHENOL TITLE BLOCK & LOGO REDRAW & ADD BOM	M.N.H.	12-04-01	7783
0	FIRST ISSUE	S.M.D	07-02-90	----
REV.	CHANGE DETAILS	BY	DATE	CHG/No
TITLE: EP-* - 11P CUSTOMER DRAWING		Amphenol Amphenol Australia Pty Ltd, 2 Fireways Blvd, Keysborough, Vic 3173		
DRAWING NO. 128199-000*		SHEET 1 OF 1		

1

2

3

4

5

6

Mouser Electronics

Authorized Distributor

Click to View Pricing, Inventory, Delivery & Lifecycle Information:

[Amphenol:](#)

[EP-3-11PB](#)