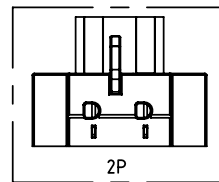


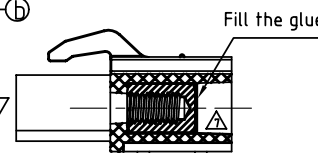
P.C.B LAYOUT

(N= Number of poles)

DIM		TOL		
		2P-6P	7P-12P	13P-16P
Dim L	(N-1)×7.62+18	±0.15	±0.20	±0.30
Dim A	(N-1)×7.62	±0.15	±0.20	±0.30
Dim B	(N-1)×7.62+5.72	±0.15	±0.20	±0.30
Dim C	(N-1)×7.62	±0.15	±0.20	±0.30
Dim D	(N-1)×7.62+12.2	±0.15	±0.20	±0.30



SECTION P-P





SECTION Q-Q

SIGN	DATE	DESCRIPTION	APPROVER
△	2009.09.07	The design is changed	Jacke
△	2009.09.07	The electrical is changed	Jacke
△	2009.12.21	The design is changed from the round hole to hexagonal hole	Jacke
△	2009.12.21	The dimensions is changed from 6.10±0.15 to 6.10±0.10	Jacke
△	2010.03.31	Add the 2p mark	Jacke
△	2010.06.28	The drawing is revised	Jacke
△	2012.04.28	Flange Nut is changed	Guoxue
△	2012.04.28	Add the cutaway view	Guoxue
△	2012.04.28	The dimensions are added	Guoxue
THIS IS CAD DRAWING, DO NOT REVISE MANUALLY!!!			

### Materials

- Item a Terminal body: Thermoplastic (UL94V-0)
- Item b Terminal Cover: Thermoplastic (UL94V-0)
- Item c Female contact: PhBz(CuSn), Tin plated
- Item d Flange Nut: Brass M2.5

### Electrical

- Voltage rating: 300VAC
- Current rating: 20A
- Withstanding Voltage: 1.6kv
- Operating temperature: -40°C to +115°C
- Soldering temperature: 250°C±10°C/5 Sec
- Safety Approval: 
- Critical dimension: 

V7 xx 0 2 x 1 xxxx G

No. OF POLES  
02 2 POLES  
03 3 POLES  
... ..  
16 16 POLES

### Color

- 0 Black (RAL9005)
- 2 Red (RAL3001/D)
- 3 Orange (RAL2011/P)
- 4 Yellow (RAL1018/A)
- 5 Green (RAL6018/T)
- 6 Blue (RAL5015/A)
- 8 Grey (RAL7035/D)


G RoHS compliant  
(lead<4%)  
In copper Alloy

0000: "@" Logo (Standard)  
000A: "ANYTEK" Mark  
Any special item by  
customer request.  
please contact sales  
department.

# ANYTEK

## INSPECTION COPY

ALL RIGHTS RESERVED. REPRODUCTION OR ISSUE TO THIRD PARTIES IN ANY FORM WHATSOEVER IS NOT PERMITTED WITHOUT WRITTEN AUTHORITY FROM THE PROPRIETOR. PROPERTY OF ANYTEK TECHNOLOGY CO., LTD

TITLE	V7 7.62 With flange Series Right-angle (2P~16P)						
PART NO.	V7xx02x1xxxxG			DWG NO.	8V70504		
APPROVED	CHECKED	DESIGNED	DRAWN	CUST NO.			Tolerance
		Guoxue 2012.04.28	Guoxue 2012.04.28		UNIT: mm	X. ±0.5	
					SCALE: 1/4	X.X ±0.3	
				SHEET: 01/01	REV.: G	X.XX ±0.1	
						X° ±1°	

# Mouser Electronics

Authorized Distributor

Click to View Pricing, Inventory, Delivery & Lifecycle Information:

## Amphenol:

[V70202510000G](#) [V70302510000G](#) [V70402510000G](#) [V70502510000G](#) [V70602510000G](#) [V70702510000G](#)  
[V70802510000G](#) [V70902510000G](#) [V71002510000G](#) [V71102510000G](#) [V71202510000G](#) [V71302510000G](#)  
[V71402510000G](#) [V71502510000G](#) [V71602510000G](#)