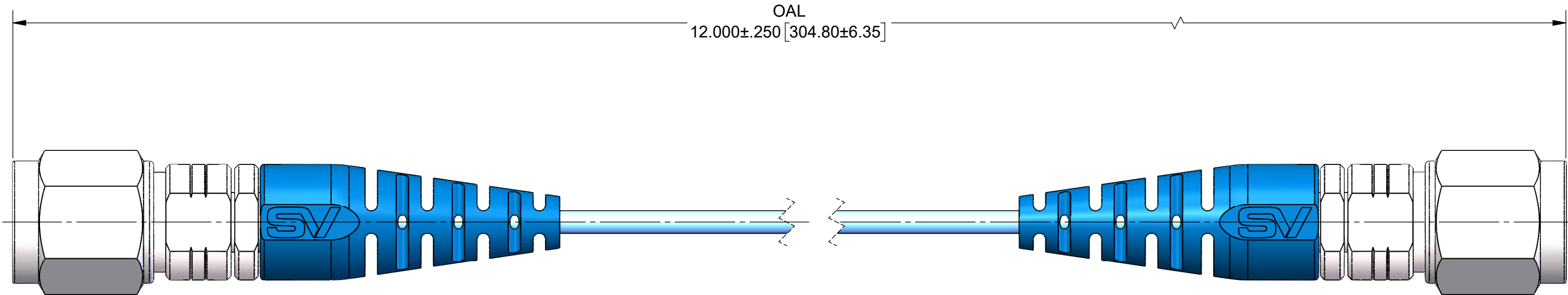


PRODUCT DATA DRAWING

REVISION HISTORY			
REV	DESCRIPTION	DATE	APPROVED
-	NRN 45976	05/21	SEE PDM


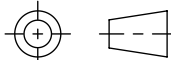


MATERIAL:

CONNECTORS: 1.85mm STR. M (3311-60018)
STRAINRELIEF BOOT: SILICONE RUBBER 80A (220-70-145)
CABLE: STANDARD .047 FLEXTRA (200-70-214)

PERFORMANCE:

IMPEDANCE: 50 OHMS
FREQ. RANGE: DC TO 65.0 GHz.

MATERIAL:	SEE NOTES	DIMENSIONS ARE IN INCHES TOLERANCES:	UNLESS OTHERWISE SPECIFIED		<div> www.svmicrowave.com</div>		
FINISH:	SEE NOTES	FRACTIONAL: $\pm 1/64$ ANGULAR: X° $\pm 1^{\circ}0'$ X°X' $\pm 15'$	1) ALL DIMENSIONS ARE IN INCHES (MILLIMETERS) 2) ALL DIMENSIONS ARE AFTER PLATING. 3) BREAK CORNERS & EDGES .005 R. MAX. 4) CHAM. 1ST & LAST THREADS. 5) SURFACE ROUGHNESS 63-MIL-STD-10. 6) DIA. 'S ON COMMON CENTERS TO BE CONCENTRIC WITHIN .005 T.I.R. 7) REMOVE ALL BURRS				
SURFACE AREA:	N/A	DECIMAL: .X $\pm .030$.XX $\pm .010$.XXX $\pm .005$			TITLE:		
PROPRIETARY		INTERPRET DIMENSIONS AND TOLERANCES PER ASME Y14.5M - 1994			1.85mm STR. M TO 1.85mm STR. M ON STD. FLEXTRA CABLE		
THE INFORMATION CONTAINED IN THIS DRAWING IS THE SOLE PROPERTY OF SV MICROWAVE, INC. ANY REPRODUCTION IN PART OR AS A WHOLE WITHOUT THE WRITTEN PERMISSION OF SV MICROWAVE, INC IS PROHIBITED.		THIRD ANGLE PROJECTION	DRAWN: JPM 05/27/21		SIZE	DWG. NO.	
			CHECKED: SEE PDM		B	7033-0024	
			APPROVED: SEE PDM				
					SCALE: 4:1		SHEET 1 OF 1

Mouser Electronics

Authorized Distributor

Click to View Pricing, Inventory, Delivery & Lifecycle Information:

[Amphenol:](#)

[7033-0024](#)