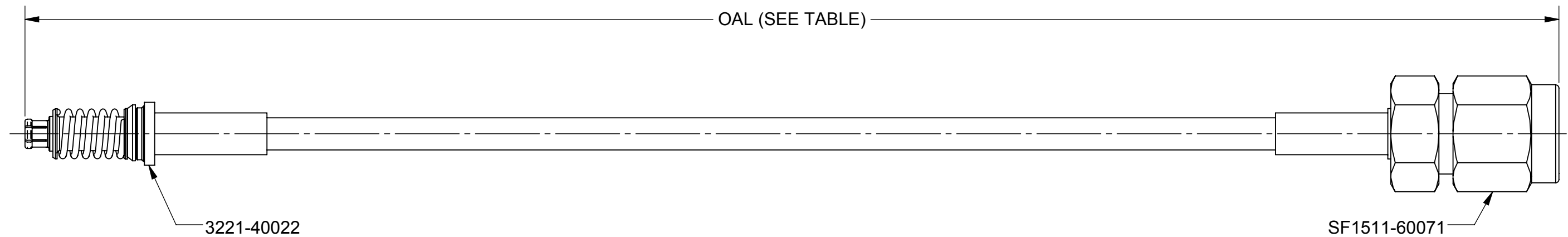


ROHS COMPLIANT

PRODUCT DATA DRAWING

REVISION HISTORY			
REV	DESCRIPTION	DATE	APPROVED
-	DCN 46496	06/17	GPF



MATERIAL:

CONNECTORS: SMP STRAIGHT FEMALE (3221-40022)
2.92mm STRAIGHT MALE (SF1511-60071)

CABLE: T-FLEX 405 (200-70-139)



SHRINK TUBING: M23053/5

PERFORMANCE:

IMPEDANCE: 50 OHMS

FREQ. RANGE: DC TO 40.0 GHz

SV P/N	L(OAL)
7032-7162	(6.000")
7032-7163	(12.000")
7032-7164	(24.000")

MATERIAL:	SEE NOTES	DIMENSIONS ARE IN INCHES TOLERANCES:		UNLESS OTHERWISE SPECIFIED		 2400 Centrepark West Drive, Suite 100 West Palm Beach, FL 33409	
FINISH:	SEE NOTES	FRACTIONAL: $\pm 1/64$ ANGULAR: $X^{\circ} \pm 1^{\circ} 0'$ $X^{\circ} X' \pm 15'$		1) ALL DIMENSIONS ARE IN INCHES (MILLIMETERS) 2) ALL DIMENSIONS ARE AFTER PLATING. 3) BREAK CORNERS & EDGES .005 R. MAX. 4) CHAM. 1ST & LAST THREADS. 5) SURFACE ROUGHNESS 63 MIL-STD-10. 6) DIA.'S ON COMMON CENTERS TO BE CONCENTRIC WITHIN .005 T.I.R. 7) REMOVE ALL BURRS		TITLE: SMP FEMALE TO 2.92mm MALE FOR .085 CABLE ASSEMBLY	
SURFACE AREA:	N/A	DECIMAL: $X \pm .030$ $.XX \pm .010$ $.XXX \pm .005$		INTERPRET DIMENSIONS AND TOLERANCES PER ASME Y14.5M - 1994			
PROPRIETARY THE INFORMATION CONTAINED IN THIS DRAWING IS THE SOLE PROPERTY OF SV MICROWAVE, INC. ANY REPRODUCTION IN PART OR AS A WHOLE WITHOUT THE WRITTEN PERMISSION OF SV MICROWAVE, INC IS PROHIBITED.		THIRD ANGLE PROJECTION		DRAWN: VB 06/05/17		SIZE B CAGE CODE 95077 DWG. NO. 7032-7162-7163-7164	
				CHECKED: GPF 06/05/17 APPROVED: GPF 06/05/17			
				SCALE: 1:1		SHEET 1 OF 1	

Mouser Electronics

Authorized Distributor

Click to View Pricing, Inventory, Delivery & Lifecycle Information:

[Amphenol:](#)

[7032-7163](#)