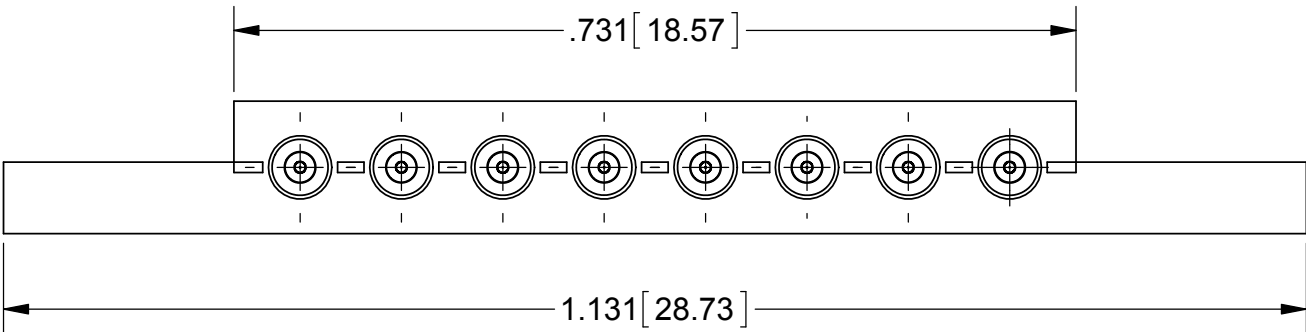
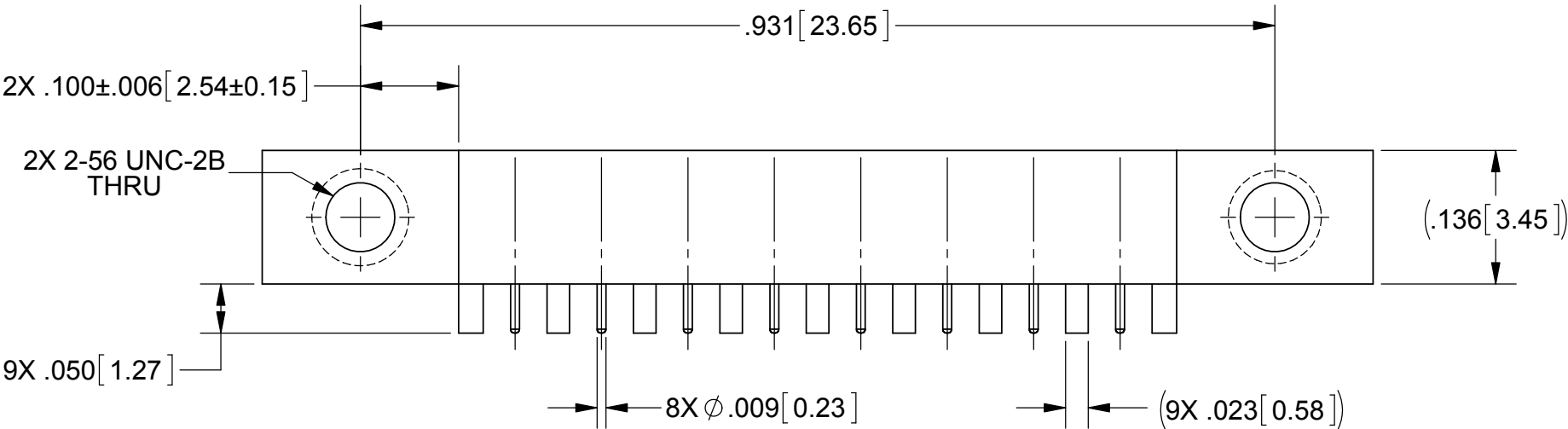
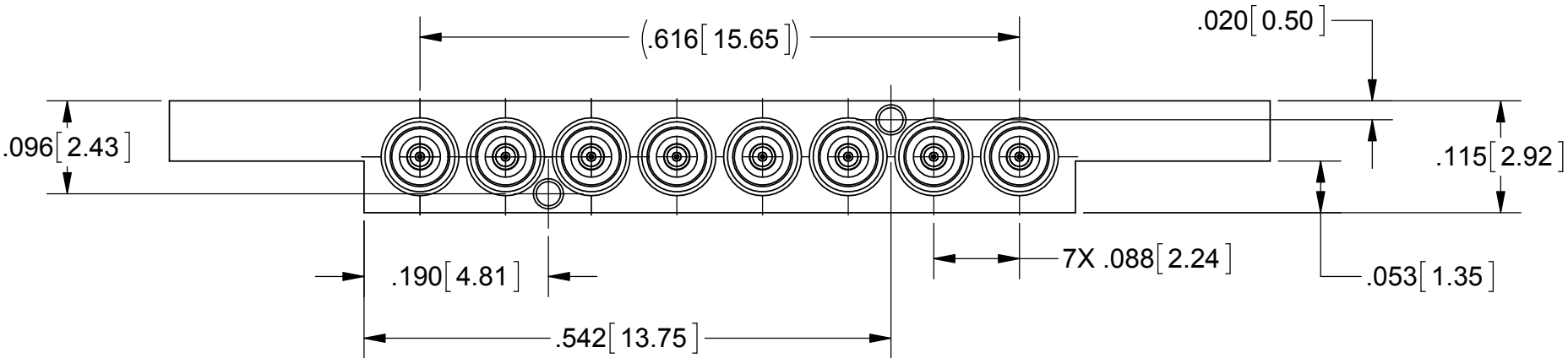
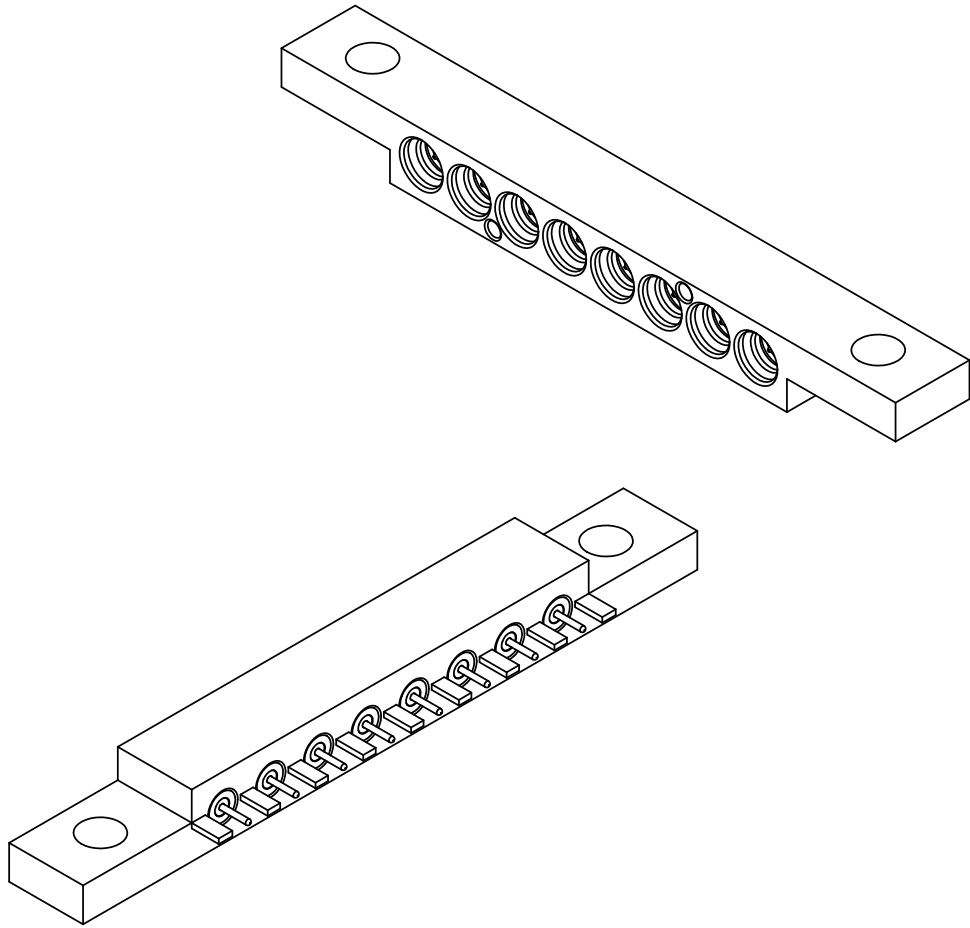


PRODUCT DATA DRAWING

REVISION HISTORY			
REV	DESCRIPTION	DATE	APPROVED
-	NRN 38619	09/15	STW
A	DCN 41757	10/15	STW



NOTES:
1. FOR A FOOTPRINT RECOMMENDATION SPECIFIC TO YOUR PCB, PLEASE CONTACT US AT applications@svmicro.com

MATERIAL:

BODY & PRESS SLEEVES: STAINLESS STEEL PER AMS-5640, ALLOY UNS S30300, TYPE 1

CONTACTS: BERYLLIUM COPPER PER ASTM B196, ALLOY No. UNS C17300, TD04

INSULATORS: PTFE PER ASTM D1710, TYPE I, GRADE 1, CLASS B

FINISH:

BODY, PRESS SLEEVES & CONTACTS: GOLD PER ASTM B488, TYPE II, CODE C, CLASS 1.27 (.000050" MIN.) OVER NICKEL PER AMS QQ-N-290, CLASS 1 (.000050" MIN.)

PERFORMANCE:

IMPEDANCE: 50 OHMS

MATERIAL: SEE NOTES	DIMENSIONS ARE IN INCHES TOLERANCES: FRACTIONAL: $\pm 1/64$ ANGULAR: X° $\pm 1^{\circ}0'$ X°X' $\pm 15'$ DECIMAL: .X $\pm .030$.XX $\pm .010$.XXX $\pm .005$ INTERPRET DIMENSIONS AND TOLERANCES PER ASME Y14.5M - 1994	UNLESS OTHERWISE SPECIFIED 1) ALL DIMENSIONS ARE IN INCHES (MILLIMETERS) 2) ALL DIMENSIONS ARE AFTER PLATING. 3) BREAK CORNERS & EDGES .005 R. MAX. 4) CHAM. 1ST & LAST THREADS. 5) SURFACE ROUGHNESS 63-MIL-STD-10. 6) DIA.'S ON COMMON CENTERS TO BE CONCENTRIC WITHIN .005 T.I.R. 7) REMOVE ALL BURRS	SV Microwave, Inc. 2400 Centrepark West Drive, Suite 100 West Palm Beach, FL 33409	
FINISH: SEE NOTES			TITLE: 8-PORT SMPS FD MALE BOARD MOUNT CONNECTOR	
SURFACE AREA: N/A	THIRD ANGLE PROJECTION 	DRAWN: FED 09/11/15 CHECKED: STW 09/11/15 APPROVED: STW 09/11/15	SIZE B	CAGE CODE 95077
THE INFORMATION CONTAINED IN THIS DRAWING IS THE SOLE PROPERTY OF SV MICROWAVE, INC. ANY REPRODUCTION IN PART OR AS A WHOLE WITHOUT THE WRITTEN PERMISSION OF SV MICROWAVE, INC IS PROHIBITED.			DWG. NO. 3811-60019	SHEET 1 OF 1

Mouser Electronics

Authorized Distributor

Click to View Pricing, Inventory, Delivery & Lifecycle Information:

[Amphenol:](#)

[3811-60019](#)