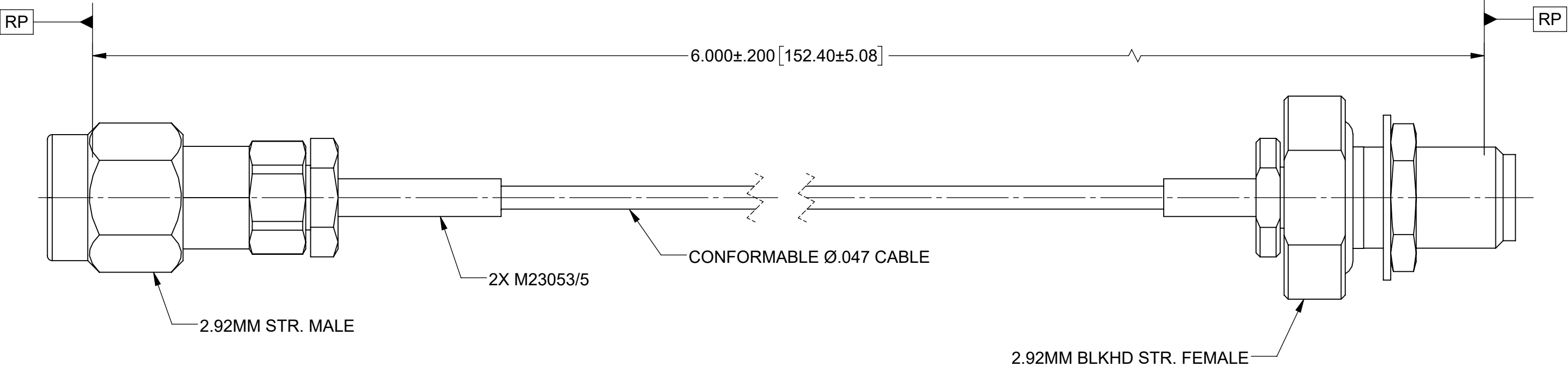


PRODUCT DATA DRAWING

REVISION HISTORY			
REV	DESCRIPTION	DATE	APPROVED
01	PRELIMINARY	02/21	SEE PDM


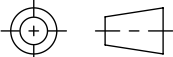


MATERIAL:

- CONNECTORS:
- 2.92MM STR. MALE (SF1511-60069)
2.92MM BULKHEAD STR. FEMALE (SF1521-60045)
- CABLE:
- CONFORMABLE Ø.047 CABLE
- SHRINK TUBING:
- M23053/5

PERFORMANCE:

- IMPEDANCE:
- 50 OHMS
- FREQ. RANGE:
- DC TO 40.0 GHz.
- VSWR:
- 1.40:1 MAX. DC TO 18.0 GHz.
1.60:1 MAX. DC TO 40.0 GHz.
- INSERTION LOSS:
- 2.13dB MAX. DC TO 40.0 GHz.

MATERIAL:	SEE NOTES	DIMENSIONS ARE IN INCHES TOLERANCES:	UNLESS OTHERWISE SPECIFIED	<div> www.svmicrowave.com</div>	
FINISH:	SEE NOTES	FRACTIONAL: $\pm 1/64$ ANGULAR: X° $\pm 1^{\circ}0'$ X°X' $\pm 15'$ DECIMAL: .X $\pm .030$.XX $\pm .010$.XXX $\pm .005$	1) ALL DIMENSIONS ARE IN INCHES (MILLIMETERS) 2) ALL DIMENSIONS ARE AFTER PLATING. 3) BREAK CORNERS & EDGES .005 R. MAX. 4) CHAM. 1ST & LAST THREADS. 5) SURFACE ROUGHNESS 63-MIL-STD-10. 6) DIA.'S ON COMMON CENTERS TO BE CONCENTRIC WITHIN .005 T.I.R. 7) REMOVE ALL BURRS		
SURFACE AREA:	N/A	INTERPRET DIMENSIONS AND TOLERANCES PER ASME Y14.5M - 1994		TITLE: 2.92mm MALE TO 2.92mm BLKHD FEMALE Ø.047 CONFORMABLE CABLE ASSEMBLY	
THE INFORMATION CONTAINED IN THIS DRAWING IS THE SOLE PROPERTY OF SV MICROWAVE, INC. ANY REPRODUCTION IN PART OR AS A WHOLE WITHOUT THE WRITTEN PERMISSION OF SV MICROWAVE, INC IS PROHIBITED.		THIRD ANGLE PROJECTION	DRAWN: SRM 02/11/21	SIZE B	DWG. NO. 7015-1077
			CHECKED: SEE PDM APPROVED: SEE PDM	SCALE: 4:1	SHEET 1 OF 1

Mouser Electronics

Authorized Distributor

Click to View Pricing, Inventory, Delivery & Lifecycle Information:

[Amphenol:](#)

[7015-1077](#)