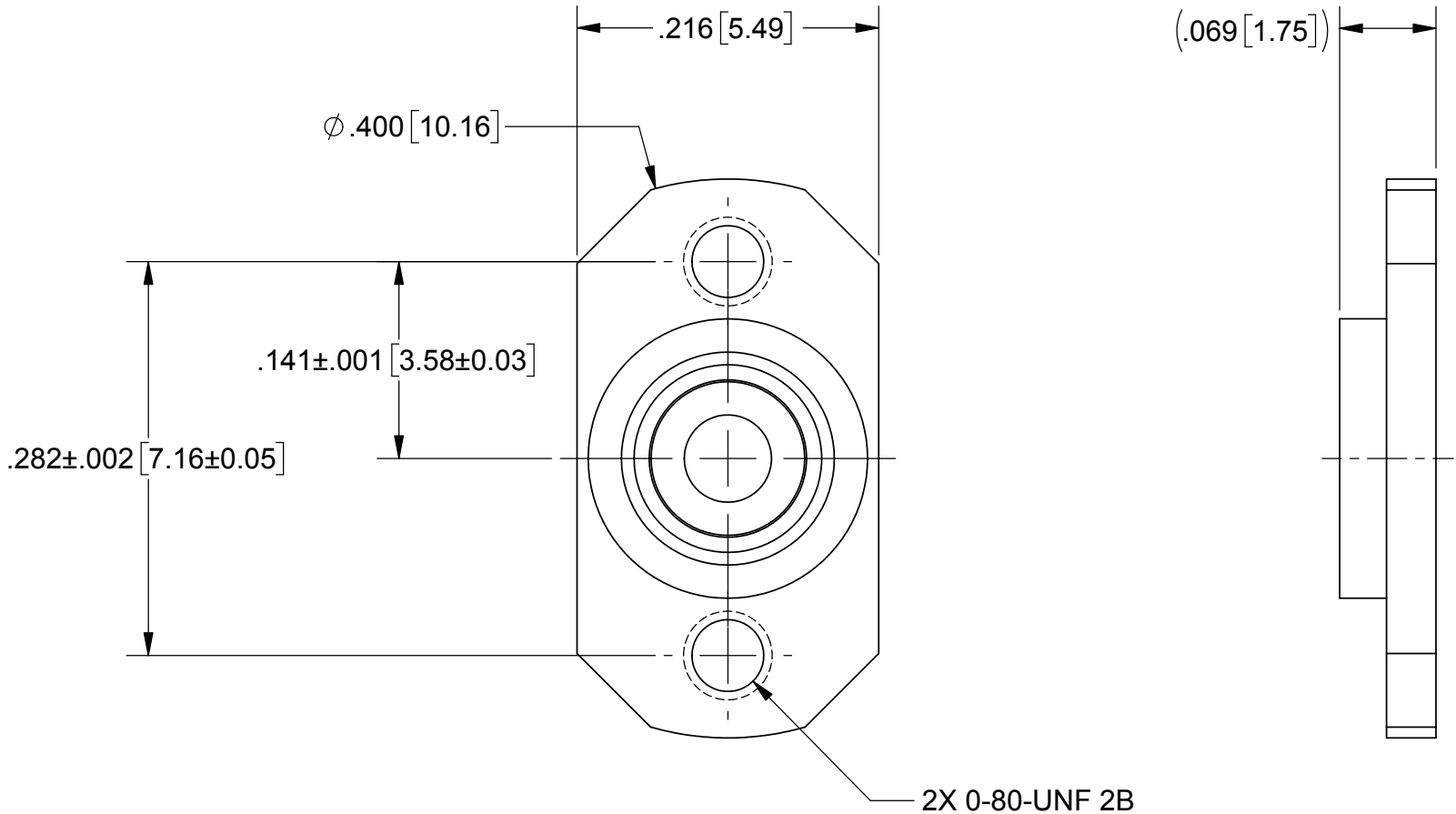
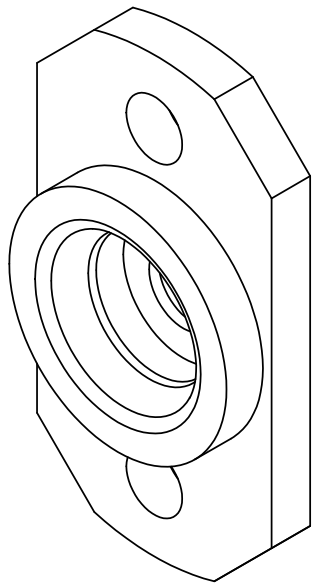


REVISION HISTORY			
REV	DESCRIPTION	DATE	APPROVED
-	DCN 46856	9/17	FSG


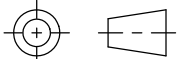
PRODUCT DATA DRAWING



- NOTES:
- FOR A FOOTPRINT RECOMMENDATION SPECIFIC TO YOUR PCB, PLEASE CONTACT US AT [applications@svmicro.com](mailto:applications@svmicro.com)

**MATERIAL:** STAINLESS STEEL PER AMS-5640,  
ALLOY UNS S30300, TYPE 1;  
OR ASTM A582 TYPE 303, COND. A

**FINISH:** PASSIVATED PER AMS-2700

MATERIAL:	SEE NOTES	DIMENSIONS ARE IN INCHES TOLERANCES:		UNLESS OTHERWISE SPECIFIED		<div><div>2400 Centrepark West Drive, Suite 100 West Palm Beach, FL 33409</div></div>							
FINISH:	SEE NOTES	FRACTIONAL: ±1/64    ANGULAR: X° ±1°0'    X°X' ±15'		1) ALL DIMENSIONS ARE IN INCHES (MILLIMETERS) 2) ALL DIMENSIONS ARE AFTER PLATING. 3) BREAK CORNERS & EDGES .005 R. MAX. 4) CHAM: 1ST & LAST THREADS. 5) SURFACE ROUGHNESS 63-MIL-STD-10. 6) DIA.'S ON COMMON CENTERS TO BE CONCENTRIC WITHIN .004 T.I.R. 7) REMOVE ALL BURRS									
SURFACE AREA:	N/A	DECIMAL: .X    ±.030 .XX    ±.010 .XXX    ±.005		INTERPRET DIMENSIONS AND TOLERANCES PER ASME Y14.5M - 1994		TITLE:		3mm SMOOTH BORE FLANGE					
<div>PROPRIETARY</div> <div>THE INFORMATION CONTAINED IN THIS DRAWING IS THE SOLE PROPERTY OF SV MICROWAVE, INC. ANY REPRODUCTION IN PART OR AS A WHOLE WITHOUT THE WRITTEN PERMISSION OF SV MICROWAVE, INC IS PROHIBITED.</div>		THIRD ANGLE PROJECTION		DRAWN:		GPF 9/26/17		SIZE		CAGE CODE	DWG. NO.	012-80-487/020	
				CHECKED:		FSG 9/26/17		B		95077			
				APPROVED:		FSG 9/26/17		SCALE: 8:1				SHEET 1 OF 1	

# Mouser Electronics

Authorized Distributor

Click to View Pricing, Inventory, Delivery & Lifecycle Information:

[Amphenol:](#)

[012-80-487/020](#)