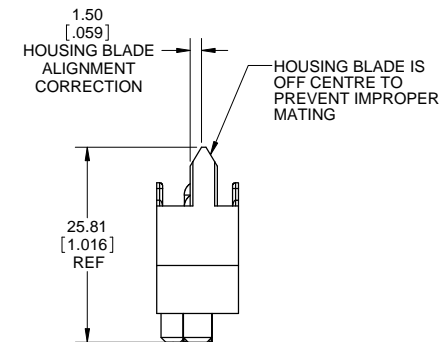
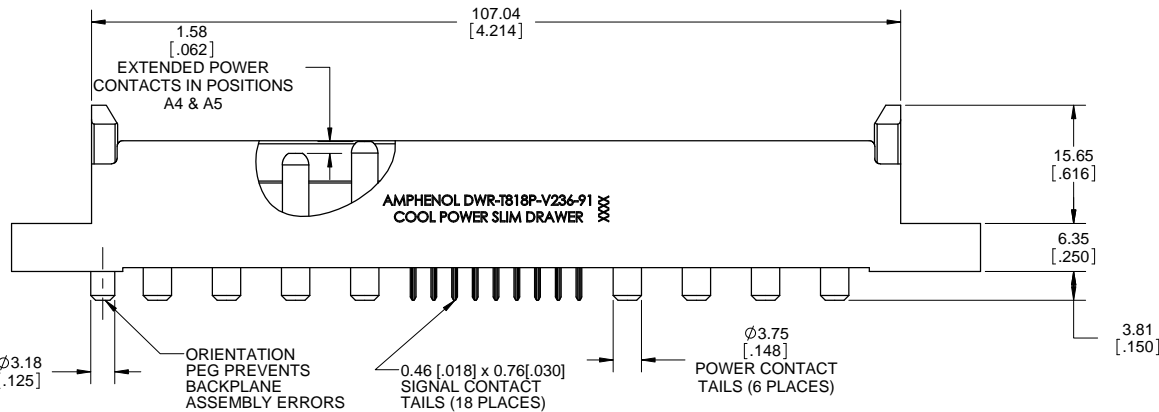
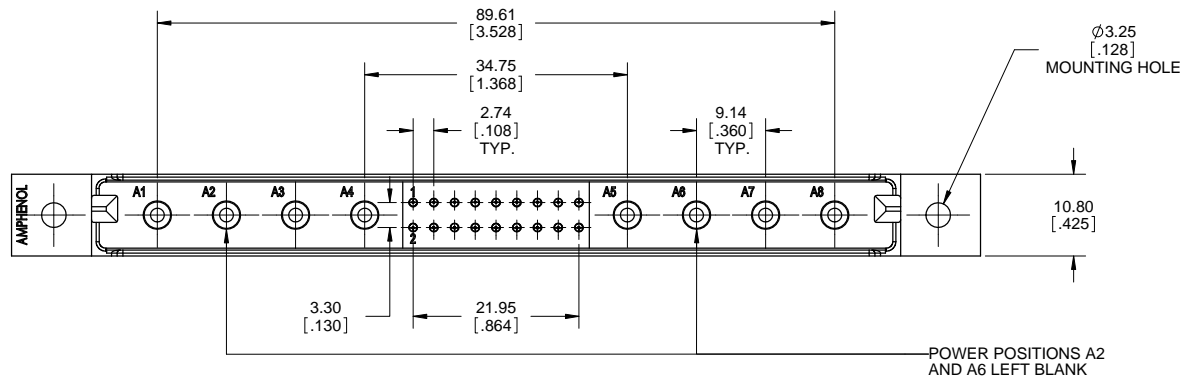


REVISIONS			
REV	DESCRIPTION, ECN, EAR NO.	DATE	APPD
A	PROPOSAL DRAWING (EAR 13841)	MAR04/11	K.L
B	UPDATED AS PER PCN-C1087	MAR01/12	S.M



#### NOTES:

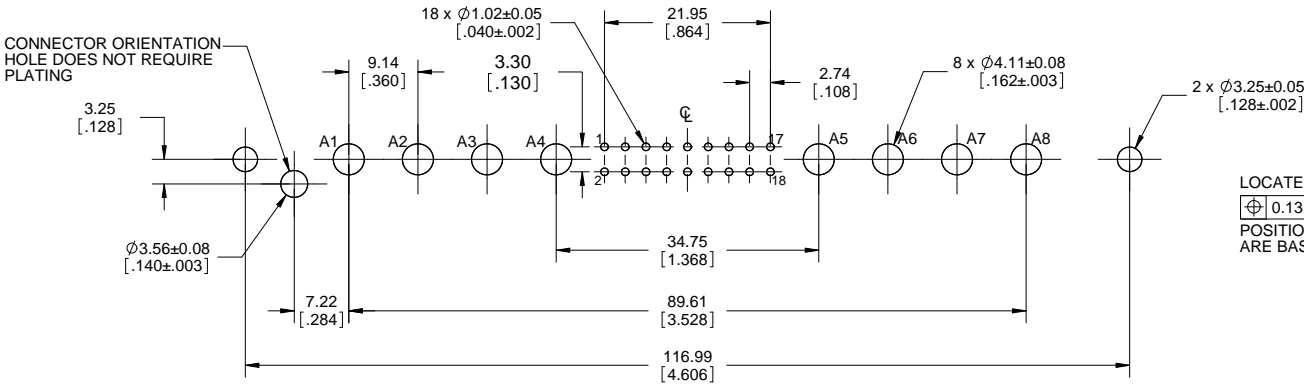
- MATERIALS: ALL MATERIALS ARE RoHS COMPLIANT PER EU DIRECTIVE 2002/95/EC AND AMENDMENTS  
- HOUSING: HIGH TEMPERATURE RESISTANT NYLON, UL FLAMMABILITY RATING 94V-0, COLOUR BLACK  
- SIGNAL CONTACTS: PHOSPHOR BRONZE PLATED WITH 0.38µm (15µ") GOLD OVER 1.27µm (50µ") NICKEL ON THE MATING AREA AND 2.54µm (100µ") MATTE TIN OVER NICKEL ON THE TAILS.  
- POWER CONTACTS: COPPER ALLOY PLATED WITH 5.08µm (200µ") SILVER OVER 1.27µm (50µ") NICKEL DRY LUBRICANT APPLIED TO CONTACT SURFACE AFTER PLATING.
- WHEN MATED WITH SPECIAL SOCKET CONNECTOR P/N DWR-T818S-V236-90, THE ORDER OF MECHANICAL AND ELECTRICAL ENGAGEMENT IS A) HOUSING BLADES, B) HOUSING SHROUD, C) EXTENDED POWER CONTACTS (A4, A5), D) STANDARD POWER CONTACTS (A1, A3, A7, A8), E) STANDARD SIGNAL CONTACTS IN POSITIONS 3 TO 18 AND F) TWO "LAST MAKE" SIGNAL CONTACTS IN POSITIONS 1 & 2.
- RATINGS SUBJECT TO DESIGN QUALIFICATION TESTING  
- CURRENT RATING: 55A POWER, 5A SIGNAL  
- DIELECTRIC WITHSTANDING VOLTAGE: 1500VDC  
- INSULATION RESISTANCE: 5000 MEGAOHMS  
- OPERATING TEMPERATURE: -55C TO +105C

AMPHENOL PART NUMBER: DWR-T818P-V236-91

UNLESS SPECIFIED OTHERWISE		DRAWN	S.CAELERS	MAR04/11	<b>Amphenol Canada Corp.</b>	
PRIMARY UNITS	MILLIMETERS	CHECKED	K.LAMBIE	MAR04/11		
SECONDARY	INCHES	M.E. APPD				
REFERENCE IN PARENTHESES		Q.A. APPD				
GENERAL TOLERANCES		DWG APPR.			DWR SERIES SLIM DRAWER 8 + 18 PIN (MINUS A2 & A6) CONNECTOR, PIN & SIGNAL CONTACTS, VERTICAL PCB TAILS, SPECIAL FIRST MAKE POWER CONTACTS, RoHS COMPLIANT	
1 DECIMAL PLACE		ENG. REL. NO.	EAR 13841			
2 DECIMAL PLACES		REF.				
3 DECIMAL PLACES		THIRD ANGLE PROJECTION				
ANGULAR DEGREES					P-DWR-T818P-V236-91	
		DO NOT SCALE DRAWING			CODE ID NO.	03554
					DWG SIZE:	C
					SCALE:	2:1
					SHEET	1 OF 2

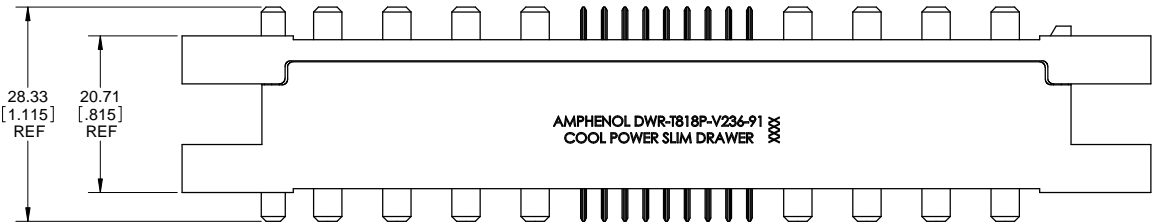
THIS DOCUMENT CONTAINS PROPRIETARY INFORMATION AND SUCH INFORMATION MAY NOT BE DISCLOSED TO OTHERS FOR ANY PURPOSE OR USED FOR MANUFACTURING PURPOSES WITHOUT WRITTEN PERMISSION FROM AMPHENOL CANADA CORP.

REVISIONS			
REV	DESCRIPTION, ECN, EAR NO.	DATE	APPD
A	PROPOSAL DRAWING (EAR 13841)	MAR04/11	K.L
B	UPDATED AS PER PCN-C1087	MAR01/12	S.M

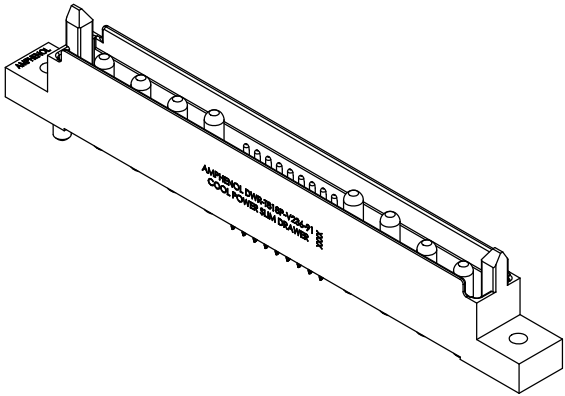
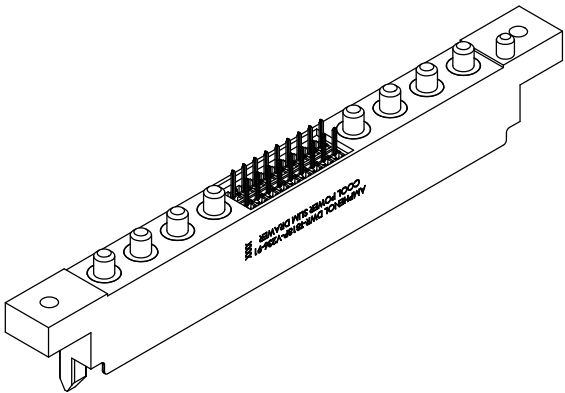


LOCATE HOLES  
⌀ 0.13 [.005] DIA  
POSITION DIMENSIONS  
ARE BASIC

**RECOMMENDED PCB LAYOUT  
(COMPONENT SIDE OF BOARD)**



**PIN AND SOCKET MATED ASSEMBLY  
DWR-T818P-V236-91 AND  
DWR-T818S-V236-90**



UNLESS SPECIFIED OTHERWISE	DRAWN	S.CAELERS	MAR04/11
PRIMARY UNITS MILLIMETERS	CHECKED	K.LAMBIE	MAR04/11
SECONDARY INCHES	M.E. APPD		
REFERENCE IN PARENTHESES	Q.A. APPD		
GENERAL TOLERANCES	DWG APPR.		
1 DECIMAL PLACE	ENG. REL. NO.	EAR 13841	
2 DECIMAL PLACES	REF.		
3 DECIMAL PLACES	THIRD ANGLE PROJECTION		
ANGULAR DEGREES			

**Amphenol Canada Corp.**

DWR SERIES SLIM DRAWER 8 + 18 PIN (MINUS A2 & A6) CONNECTOR, PIN & SIGNAL CONTACTS, VERTICAL PCB TAILS, SPECIAL FIRST MAKE POWER CONTACTS, RoHS COMPLIANT

**P-DWR-T818P-V236-91**

REV  
**B**

CODE ID NO. 03554 DWG SIZE: C SCALE: 2:1 SHEET 2 OF 2

# Mouser Electronics

Authorized Distributor

Click to View Pricing, Inventory, Delivery & Lifecycle Information:

[Amphenol:](#)

[DWR-T818P-V236-91](#)