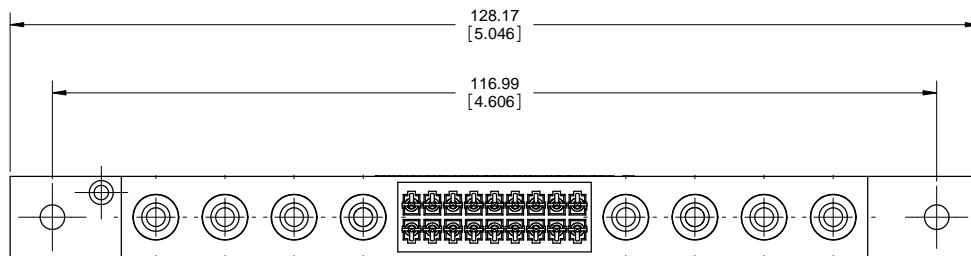


NOTES:

- MATERIALS: ALL MATERIALS ARE RoHS COMPLIANT PER EU DIRECTIVE 2002/95/EC AND AMENDMENTS
- HOUSING: HIGH TEMPERATURE RESISTANT NYLON, UL FLAMMABILITY RATING 94V-0, COLOUR BLACK
- SIGNAL CONTACTS: PHOSPHOR BRONZE PLATED WITH 0.38µm (15µ") GOLD OVER 1.27µm (50µ") NICKEL ON THE MATING AREA AND 2.54µm (100µ") MATTE TIN OVER NICKEL ON THE TAILS.
- POWER CONTACTS: COPPER ALLOY PLATED WITH 0.38µm (15µ") GOLD OVER 1.27µm (50µ") NICKEL
- WHEN MATED WITH SPECIAL SOCKET CONNECTOR P/N DWR-T818S-V232-90, THE ORDER OF MECHANICAL AND ELECTRICAL ENGAGEMENT IS A) HOUSING BLADES, B) HOUSING SHROUD, C) EXTENDED POWER CONTACTS (A2, A4, A5, A6), D) STANDARD POWER CONTACTS (A1, A3, A7, A8), E) STANDARD SIGNAL CONTACTS IN POSITIONS 3 TO 18 AND F) TWO "LAST MAKE" SIGNAL CONTACTS IN POSITIONS 1 & 2.
- RATINGS SUBJECT TO DESIGN QUALIFICATION TESTING
- CURRENT RATING: 55A POWER, 5A SIGNAL
- DIELECTRIC WITHSTANDING VOLTAGE: 1500VDC
- INSULATION RESISTANCE: 5000 MEGAOHMS
- OPERATING TEMPERATURE: -55C TO +105C

AMPHENOL PART NUMBER: DWR-T818P-V232-90



THIS DOCUMENT CONTAINS PROPRIETARY INFORMATION AND SUCH INFORMATION MAY NOT BE DISCLOSED TO OTHERS FOR ANY PURPOSE OR USED FOR MANUFACTURING PURPOSES WITHOUT WRITTEN PERMISSION FROM AMPHENOL CANADA CORP.

UNLESS SPECIFIED OTHERWISE	DRAWN	A.CHURCH	JUL01/10
PRIMARY UNITS MILLIMETERS	CHECKED	K.LAMBIE	JUL01/10
SECONDARY INCHES	M.E. APP'D		
REFERENCE IN PARENTHESES	Q.A. APP'D		
GENERAL TOLERANCES	DWG APPR.		
1 DECIMAL PLACE	ENG. REL. NO.	EAR 13738	
2 DECIMAL PLACES	REF.		
3 DECIMAL PLACES	THIRD ANGLE PROJECTION		
ANGULAR DEGREES			

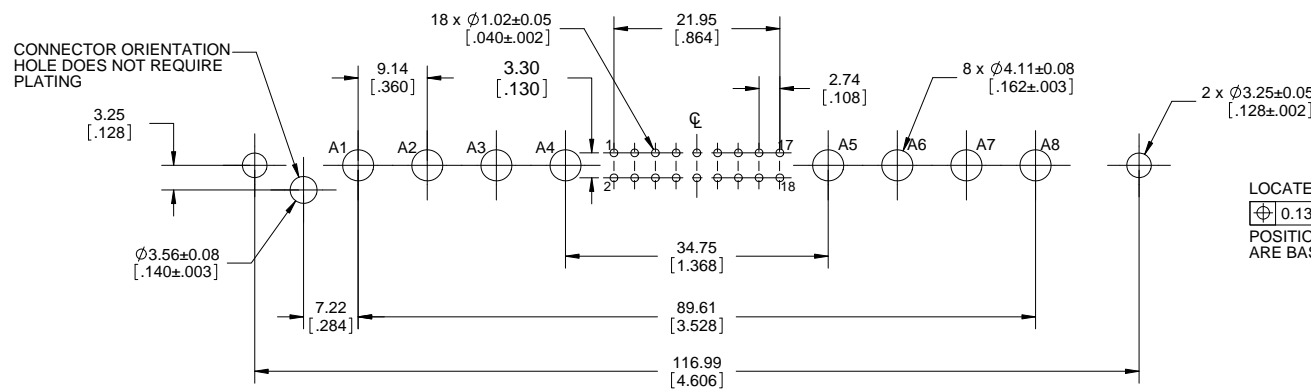
Amphenol Canada Corp.

DWR SERIES SLIM DRAWER 8 + 18 PIN CONNECTOR, PIN & SIGNAL CONTACTS, VERTICAL PCB TAILS, SPECIAL FIRST MAKE POWER CONTACTS, RoHS COMPLIANT

P-DWR-T818P-V232-90

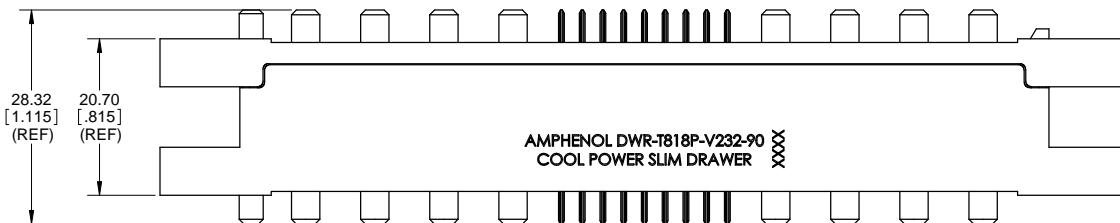
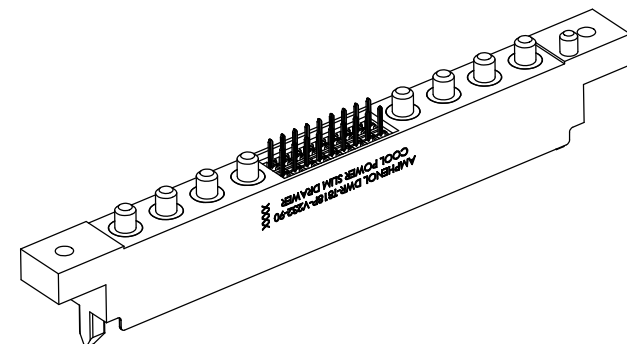
DWG. NO.	REV
	D
CODE ID NO. 03554	DWG. SIZE: C
SCALE: 2:1	SHEET 1 OF 2

REVISIONS			
REV	DESCRIPTION, ECN, EAR NO.	DATE	APP'D
D	PROPOSAL DRAWING (EAR 13748)	JUL20/10	K.L

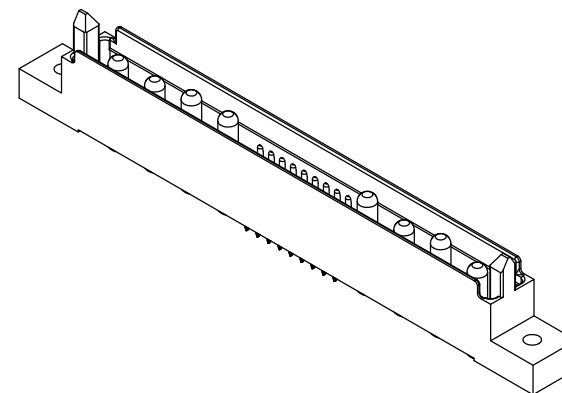


LOCATE HOLES
 $\varnothing 0.13 [.005]$ DIA
 POSITION DIMENSIONS
 ARE BASIC

RECOMMENDED PCB LAYOUT
 (COMPONENT SIDE OF BOARD)



PIN AND SOCKET MATED ASSEMBLY
 DWR-T818P-V232-90 AND
 DWR-T818S-V232-90



UNLESS SPECIFIED OTHERWISE	DRAWN	A.CHURCH	JUL01/10
PRIMARY UNITS MILLIMETERS	CHECKED	K.LAMBIE	JUL01/10
SECONDARY INCHES	M.E. APP'D		
REFERENCE IN PARENTHESES	Q.A. APP'D		
GENERAL TOLERANCES	DWG APPR.		
1 DECIMAL PLACE	ENG. REL. NO.	EAR 13738	
2 DECIMAL PLACES	REF.		
3 DECIMAL PLACES	THIRD ANGLE PROJECTION		
ANGULAR DEGREES			

Amphenol Canada Corp.

DWR SERIES SLIM DRAWER 8 + 18 PIN
 CONNECTOR, PIN & SIGNAL CONTACTS,
 VERTICAL PCB TAILS, SPECIAL FIRST MAKE
 POWER CONTACTS, RoHS COMPLIANT

P-DWR-T818P-V232-90

DWG. NO.	REV
	D
CODE ID NO. 03554	DWG SIZE: C
SCALE: 2:1	SHEET 2 OF 2

Mouser Electronics

Authorized Distributor

Click to View Pricing, Inventory, Delivery & Lifecycle Information:

[Amphenol:](#)

[DWR-T818P-V236-90](#)

[FCI / Amphenol:](#)

[DWR-T818S-V236-90](#) [DWRT818SV23690](#)