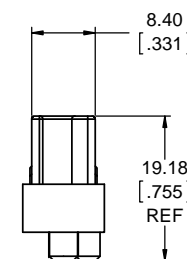
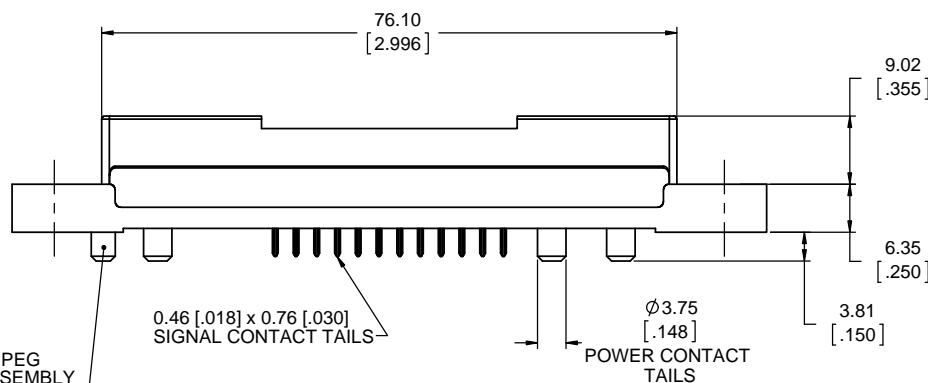
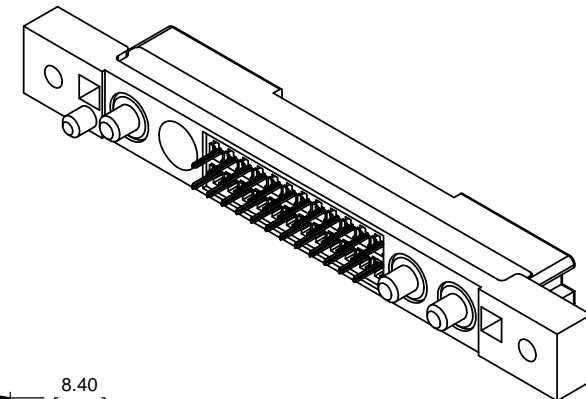
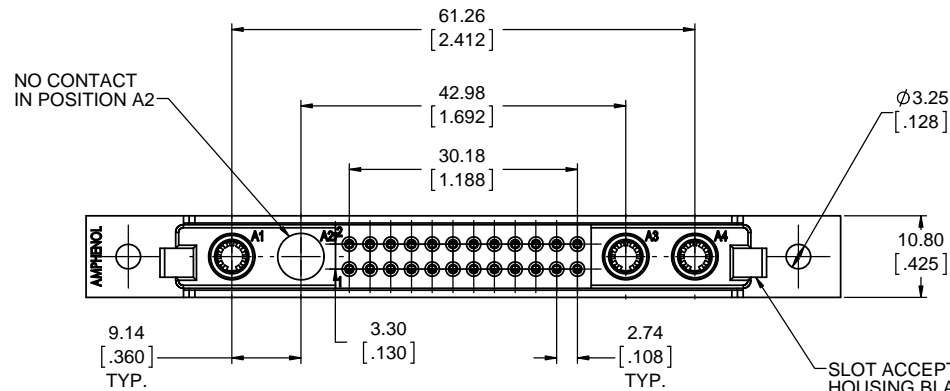


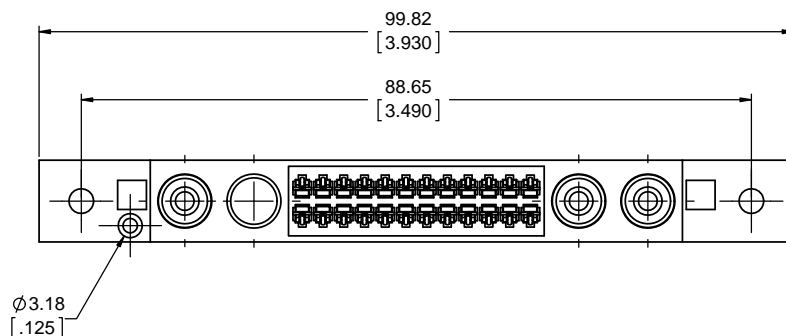
REVISIONS			
REV	DESCRIPTION, ECN, EAR NO.	DATE	APPD
A	PROPOSAL DRAWING (EAR 14107)	AUG01/12	K.L.



#### NOTES:

- MATERIALS: ALL MATERIALS ARE RoHS COMPLIANT PER EU DIRECTIVE 2002/95/EC AND AMENDMENTS.
  - HOUSING: HIGH TEMPERATURE RESISTANT NYLON, UL FLAMMABILITY RATING 94V-0, COLOUR BLACK
  - SIGNAL CONTACTS: PHOSPHOR BRONZE PLATED WITH  $0.38\mu\text{m}$  ( $15\mu$ ) GOLD OVER NICKEL ON THE MATING AREA AND  $2.54\mu\text{m}$  ( $100\mu$ ) MATTE TIN OVER NICKEL ON THE TAILS.
  - POWER CONTACTS: BERYLLIUM COPPER COOLBAND MATING GRID, PLATED WITH  $5.08\mu\text{m}$  ( $200\mu$ ) SILVER OVER  $1.27\mu\text{m}$  ( $50\mu$ ) NICKEL. GRID HOLDER, COPPER ALLOY PLATED WITH  $0.76\mu\text{m}$  ( $30\mu$ ) SILVER OVER  $1.27\mu\text{m}$  ( $50\mu$ ) NICKEL.
- WHEN MATED WITH PIN CONNECTOR P/N DWR-T424P-V236-90, THE ORDER OF MECHANICAL AND ELECTRICAL ENGAGEMENT IS A) HOUSING BLADES, B) HOUSING SHROUD, C) POWER CONTACTS, D) SIGNAL CONTACTS
- ELECTRICAL CHARACTERISTICS
  - CURRENT RATING: 55A PER CONTACT, 5A SIGNAL.
  - DIELECTRIC WITHSTANDING VOLTAGE: 1500VDC
  - INSULATION RESISTANCE: 5000 MEGOHMS
  - OPERATING TEMPERATURE: -55C TO +105C

AMPHENOL PART NUMBER: DWR-T424S-V236-90



THIS DOCUMENT CONTAINS PROPRIETARY INFORMATION AND SUCH INFORMATION MAY NOT BE DISCLOSED TO OTHERS FOR ANY PURPOSE OR USED FOR MANUFACTURING PURPOSES WITHOUT WRITTEN PERMISSION FROM AMPHENOL CANADA CORP.

UNLESS SPECIFIED OTHERWISE	DRAWN J.VANDERWINDT	JUL31/12
PRIMARY UNITS MILLIMETERS	CHECKED K.LAMBIE	AUG01/12
SECONDARY INCHES	M.E. APPD	
REFERENCE IN PARENTHESES	Q.A. APPD	
GENERAL TOLERANCES	DWG APPR.	
1 DECIMAL PLACE	ENG. REL. NO.	EAR 14107
2 DECIMAL PLACES	REF.	
3 DECIMAL PLACES	THIRD ANGLE PROJECTION	
ANGULAR DEGREES	DO NOT SCALE DRAWING	

<b>Amphenol Canada Corp.</b> <a href="http://www.amphenolcanada.com">www.amphenolcanada.com</a>			
DWR SERIES SLIM DRAWER SOCKET CONNECTOR, SIZE CB8, VERTICAL PCB TAILS POSITION A2 OMITTED, RoHS COMPLIANT			
DWG. NO. P-DWR-T424S-V236-90			REV A
CODE ID NO. 03554	DWG SIZE: X	SCALE: 2:1	SHEET 1 OF 2



# Mouser Electronics

Authorized Distributor

Click to View Pricing, Inventory, Delivery & Lifecycle Information:

[Amphenol:](#)

[DWR-T424S-V236-90](#)

[FCI / Amphenol:](#)

[DWRT424SV23690](#)