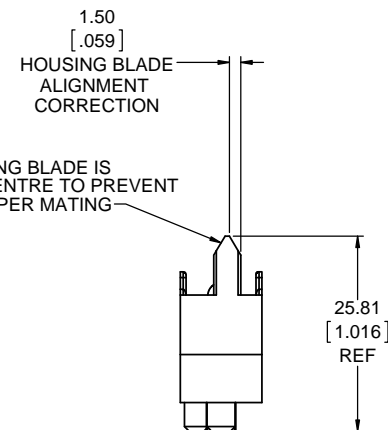
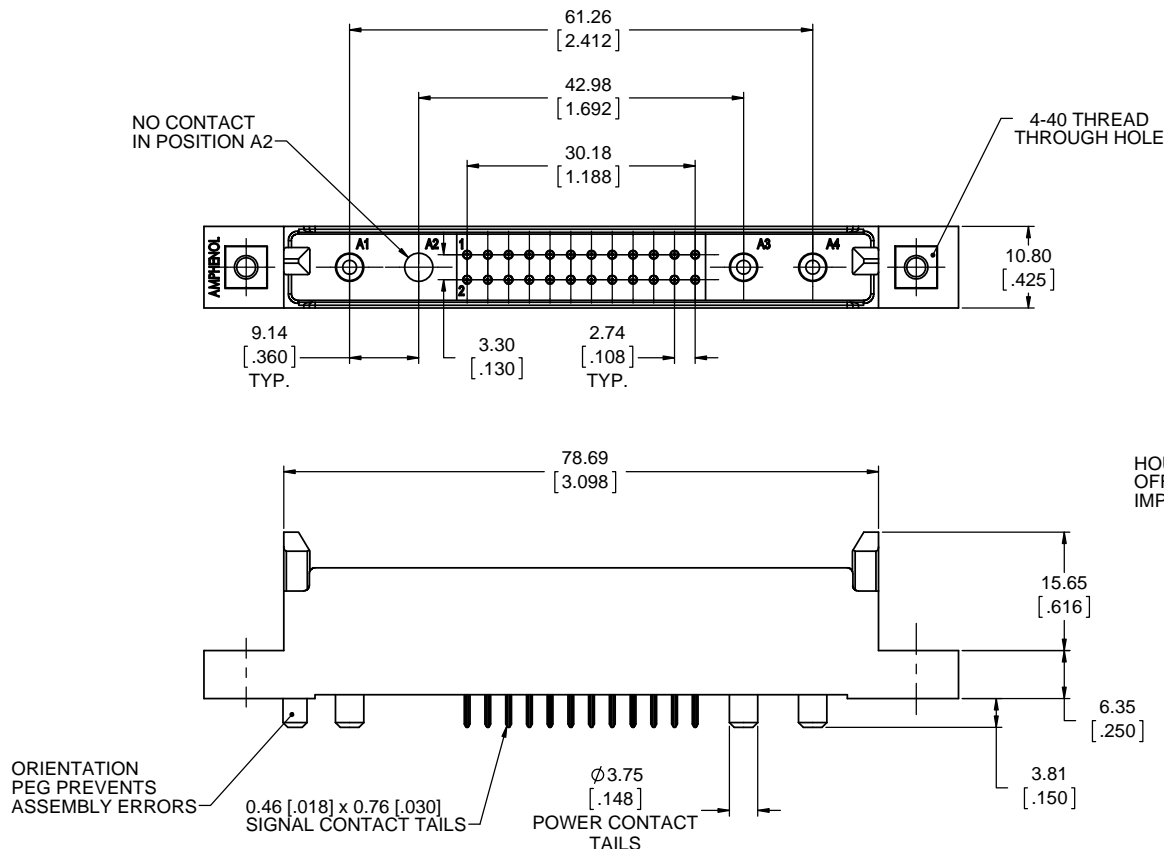


REVISIONS			
REV	DESCRIPTION, ECN, EAR NO.	DATE	APPD
A	PROPOSAL DRAWING (EAR 14107)	AUG01/12	K.L.



NOTES:

- MATERIALS: ALL MATERIALS ARE RoHS COMPLIANT PER EU DIRECTIVE 2002/95/EC AND AMENDMENTS.
 - HOUSING: HIGH TEMPERATURE RESISTANT NYLON, UL FLAMMABILITY RATING 94V-0, COLOUR BLACK
 - POWER CONTACTS: COPPER ALLOY PLATED WITH 5.08µm(200µ") SILVER OVER 1.27µm (50µ") MIN NICKEL
 - SIGNAL CONTACTS: PHOSPHOR BRONZE PLATED WITH 0.38µm (15µ") GOLD OVER NICKEL ON THE MATING AREA AND 2.54µm (100µ") MATTE TIN OVER NICKEL ON THE TAILS.
- WHEN MATED WITH SOCKET CONNECTOR P/N DWR-T424S-V236-90, THE ORDER OF MECHANICAL AND ELECTRICAL ENGAGEMENT IS A) HOUSING BLADES, B) HOUSING SHROUD, C) POWER CONTACTS, D) SIGNAL CONTACTS
- ELECTRICAL CHARACTERISTICS
 - CURRENT RATING: 55A PER CONTACT, 5A SIGNAL
 - DIELECTRIC WITHSTANDING VOLTAGE: 1500VDC
 - INSULATION RESISTANCE: 5000 MEGOHMS
 - OPERATING TEMPERATURE: -55C TO +105C

AMPHENOL PART NUMBER: DWR-T424P-V236-90

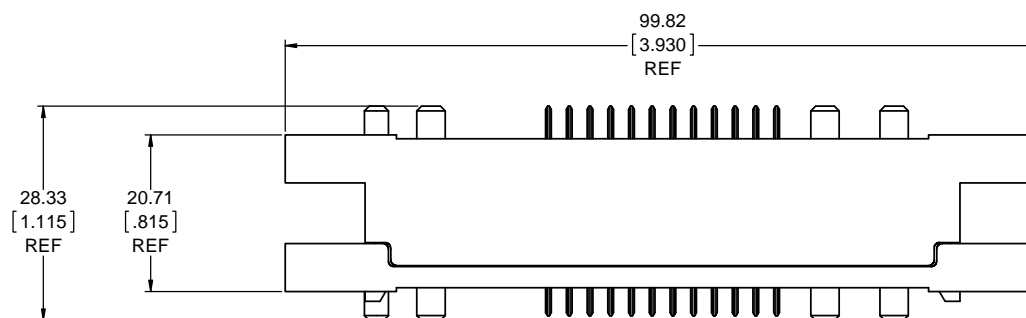
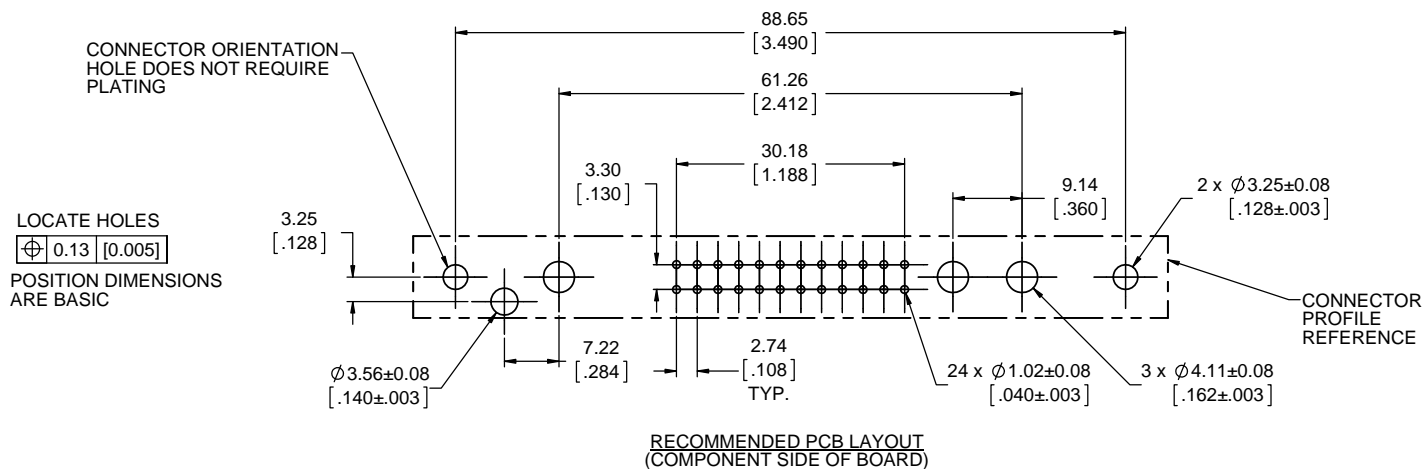
UNLESS SPECIFIED OTHERWISE	DRAWN J.VANDERWINDT	JUL31/12
PRIMARY UNITS MILLIMETERS	CHECKED K.LAMBIE	AUG01/12
SECONDARY INCHES	M.E. APPD	
REFERENCE IN PARENTHESES	Q.A. APPD	
GENERAL TOLERANCES	DWG APPR.	
1 DECIMAL PLACE	ENG. REL. NO.	EAR 14107
2 DECIMAL PLACES	REF.	
3 DECIMAL PLACES	THIRD ANGLE PROJECTION	DO NOT SCALE DRAWING
ANGULAR DEGREES		

Amphenol Canada Corp.
www.amphenolcanada.com

DWR SERIES SLIM DRAWER
PIN CONNECTOR,
SIZE CB8, VERTICAL PCB TAILS,
POSITION A2 OMITTED, RoHS COMPLIANT

DWG. NO.	REV
P-DWR-T424P-V236-90	A
CODE ID NO.	03554
DWG SIZE:	X
SCALE:	2:1
SHEET	1 OF 2

REVISIONS			
REV	DESCRIPTION, ECN, EAR NO.	DATE	APPD
A	PROPOSAL DRAWING (EAR 14107)	AUG01/12	K.L.



PIN AND SOCKET MATED ASSEMBLY
DWR-T424P-V236-90 AND DWR-T424S-V236-90

THIS DOCUMENT CONTAINS PROPRIETARY INFORMATION AND SUCH INFORMATION MAY NOT BE DISCLOSED TO OTHERS FOR ANY PURPOSE OR USED FOR MANUFACTURING PURPOSES WITHOUT WRITTEN PERMISSION FROM AMPHENOL CANADA CORP.

UNLESS SPECIFIED OTHERWISE		DRAWN J.VANDERWINDT	JUL31/12	Amphenol Canada Corp. www.amphenolcanada.com DWR SERIES SLIM DRAWER PIN CONNECTOR, SIZE CB8, VERTICAL PCB TAILS, POSITION A2 OMITTED, RoHS COMPLIANT	
PRIMARY UNITS	MILLIMETERS	CHECKED K.LAMBIE	AUG01/12		
SECONDARY	INCHES	M.E. APPD			
REFERENCE IN PARENTHESES		Q.A. APPD			
GENERAL TOLERANCES		DWG APPR.		DWG. NO. P-DWR-T424P-V236-90	
1 DECIMAL PLACE		ENG. REL. NO.	EAR 14107		
2 DECIMAL PLACES		REF.		CODE ID NO. 03554 DWG SIZE: X SCALE: 2:1 SHEET 2 OF 2	
3 DECIMAL PLACES		THIRD ANGLE PROJECTION			
ANGULAR DEGREES				REV A	

Mouser Electronics

Authorized Distributor

Click to View Pricing, Inventory, Delivery & Lifecycle Information:

[Amphenol:](#)

[DWR-T424P-V236-90](#)

[FCI / Amphenol:](#)

[DWRT424PV23690](#)