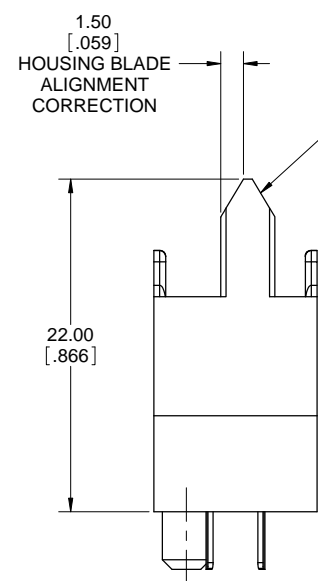
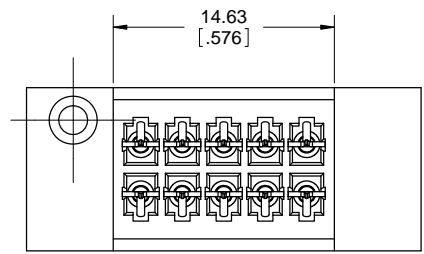
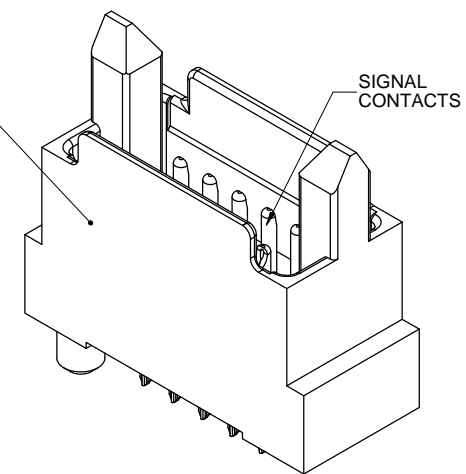


0.46 [.018] x 0.76 [.030]
SIGNAL CONTACT
TAILS (10 PLACES)

ORIENTATION PEG
PREVENTS ASSEMBLY
ERRORS



HOUSING BLADE IS
OFF CENTER TO
PREVENT IMPROPER
MATING



P/N DWR-T010P-V233-01



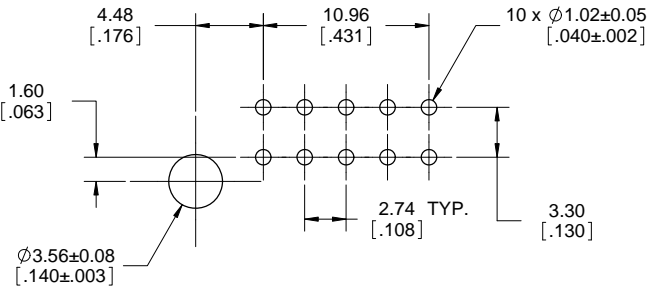
NOTES:

- MATERIALS: ALL MATERIALS ARE RoHS COMPLIANT PER EU DIRECTIVE 2002/95/EC AND AMENDMENTS.
 - HOUSING: HIGH TEMPERATURE RESISTANT NYLON, UL FLAMMABILITY RATING 94V-0, COLOUR BLACK
 - SIGNAL CONTACTS: PHOSPHOR BRONZE PLATED WITH 0.38µm (15µ") GOLD OVER 1.27µm (50µ") NICKEL ON THE MATING AREA AND 2.54µm (100µ") MATTE TIN OVER NICKEL ON THE TAILS.
- WHEN MATED WITH RECEPTACLE P/N DWR-T010S-V2X3-01, THE ORDER OF MECHANICAL AND ELECTRICAL ENGAGEMENT IS A) HOUSING BLADES, B) HOUSING SHROUD, C) SIGNAL CONTACTS.
- RATINGS SUBJECT TO DESIGN QUALIFICATION TESTING
 - CURRENT RATING: 5A SIGNAL
 - DIELECTRIC WITHSTANDING VOLTAGE: 1500VDC
 - INSULATION RESISTANCE: 5000 MEGAOHMS
 - OPERATING TEMPERATURE: -55C TO +105C

UNLESS SPECIFIED OTHERWISE	DRAWN	S.CAELERS	OCT25/10
PRIMARY UNITS MILLIMETERS	CHECKED	K.LAMBIE	OCT25/10
SECONDARY INCHES	M.E. APP'D		
REFERENCE IN PARENTHESES	Q.A. APP'D		
GENERAL TOLERANCES	DWG APPR.		
1 DECIMAL PLACE	ENG. REL. NO.	EAR 13783	
2 DECIMAL PLACES	REF.		
3 DECIMAL PLACES	THIRD ANGLE PROJECTION		
ANGULAR DEGREES			

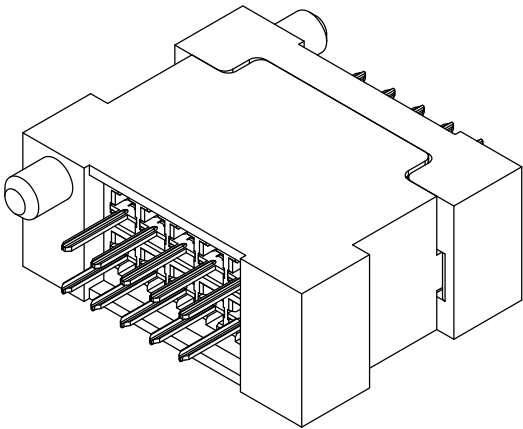
Amphenol Canada Corp.			
DWR SERIES SLIM DRAWER, 10 SIGNAL PIN CONNECTOR, RoHS COMPLIANT			
DWG. NO.	P-DWR-T010P-V233-01		REV A
CODE ID NO. 03554	DWG SIZE: X	SCALE: 2:1	SHEET 1 OF 2

REVISIONS			
REV	DESCRIPTION, ECN, EAR NO.	DATE	APP'D
A	NEW PROPOSAL DWG (EAR 13783)	OCT25/10	K.L.

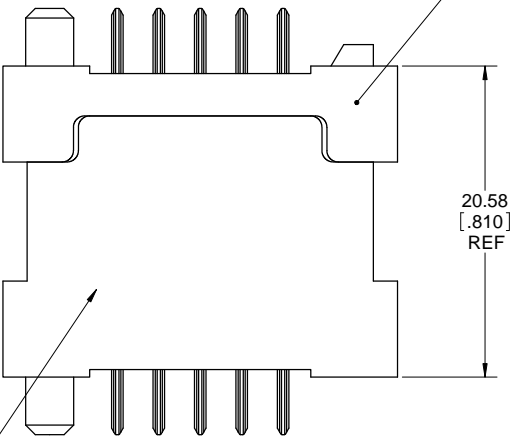


LOCATE HOLES
⊕ 0.13[.005] DIA
POSITION DIMENSIONS
ARE BASIC

RECOMMENDED PCB LAYOUT
COMPONENT SIDE OF BOARD
SCALE 4:1



MATING RECEPTACLE
P/N DWR-T010S-V233-01



PIN CONNECTOR
P/N DWR-T010P-V233-01

MATED ASSEMBLY
SIDE VIEW
SCALE 4:1



UNLESS SPECIFIED OTHERWISE	DRAWN	S.CAELERS	OCT25/10
PRIMARY UNITS MILLIMETERS	CHECKED	K.LAMBIE	OCT25/10
SECONDARY INCHES	M.E. APP'D		
REFERENCE IN PARENTHESES	Q.A. APP'D		
GENERAL TOLERANCES	DWG APPR.		
1 DECIMAL PLACE	ENG. REL. NO.	EAR 13783	
2 DECIMAL PLACES	REF.		
3 DECIMAL PLACES	THIRD ANGLE PROJECTION		
ANGULAR DEGREES			

Amphenol Canada Corp.

DWR SERIES SLIM DRAWER, 10 SIGNAL PIN
CONNECTOR, RoHS COMPLIANT

DWG. NO.	REV
P-DWR-T010P-V233-01	A
CODE ID NO. 03554	DWG SIZE: X
SCALE: 2:1	SHEET 2 OF 2

Mouser Electronics

Authorized Distributor

Click to View Pricing, Inventory, Delivery & Lifecycle Information:

[Amphenol:](#)

[DWR-T010P-V233-01](#)

[FCI / Amphenol:](#)

[DWRT010PV23301](#)