

NOTES:

1. MATERIALS AND FINISHES:
BODY & CONTACT - BeCu, GOLD PLATING
HOUSING & SPACER - BRASS, GOLD PLATING
INSULATORS - PTFE, NATURAL
FERRULE - COPPER, NICKEL PLATING
RETAINER RING - BeCu, NICKEL PLATING
INSULATOR DISC - PEEK, NATURAL
2. ELECTRICAL:
A. IMPEDANCE: 50 OHM
B. FREQUENCY RANGE: DC - 6 GHz
C. VSWR (RETURN LOSS): 1.28 MAX. (-18 dB MIN.) @ DC - 6 GHz
D. DIELECTRIC WITHSTANDING VOLTAGE: 500 VRMS, MIN.
3. MECHANICAL:
A. DURABILITY: 100 CYCLES MIN. WHEN MATED FULL DETENT JACK
500 CYCLES MIN. WHEN MATED LIMITED DETENT JACK
1000 CYCLES MIN. WHEN MATED A SMOOTH BORE JACK
B. TEMPERATURE RANGE: -65°C TO +165°C

THIRD ANGLE PROJ.

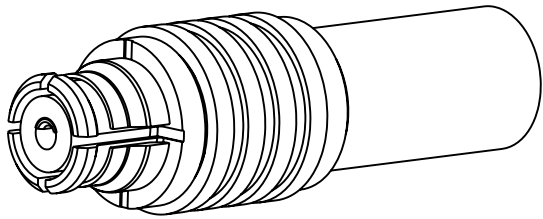
REVISIONS

REV	DESCRIPTION	DATE	ECN	APPR
A	RELEASE TO MFG.	18-Dec-18	10025	EH
B	UPDATED NOTE 3	07-May-19	11421	SH

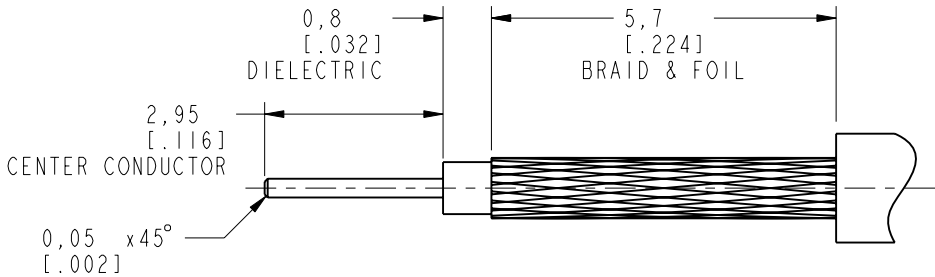
4. PACKAGING:
A. QUANTITY: SINGLE PACK
B. MARKING: BAG TO BE MARKED
"AMPHENOL RF, SMP-FS-C19 AND DATE CODE"

5. CABLE ASSEMBLY INSTRUCTIONS:
A. TRIM CABLE AS SHOWN.
B. SLIDE FERRULE, SPACER AND INSULATOR DISC ONTO CABLE.
C. SOLDER CABLE CENTER CONDUCTOR TO CONTACT.
D. INSERT CABLE WITH FOIL ENTERING CONNECTOR AND BRAID OVER KNURL.
E. CRIMP FERRULE OVER BRAID WITH .128" HEX DIE.

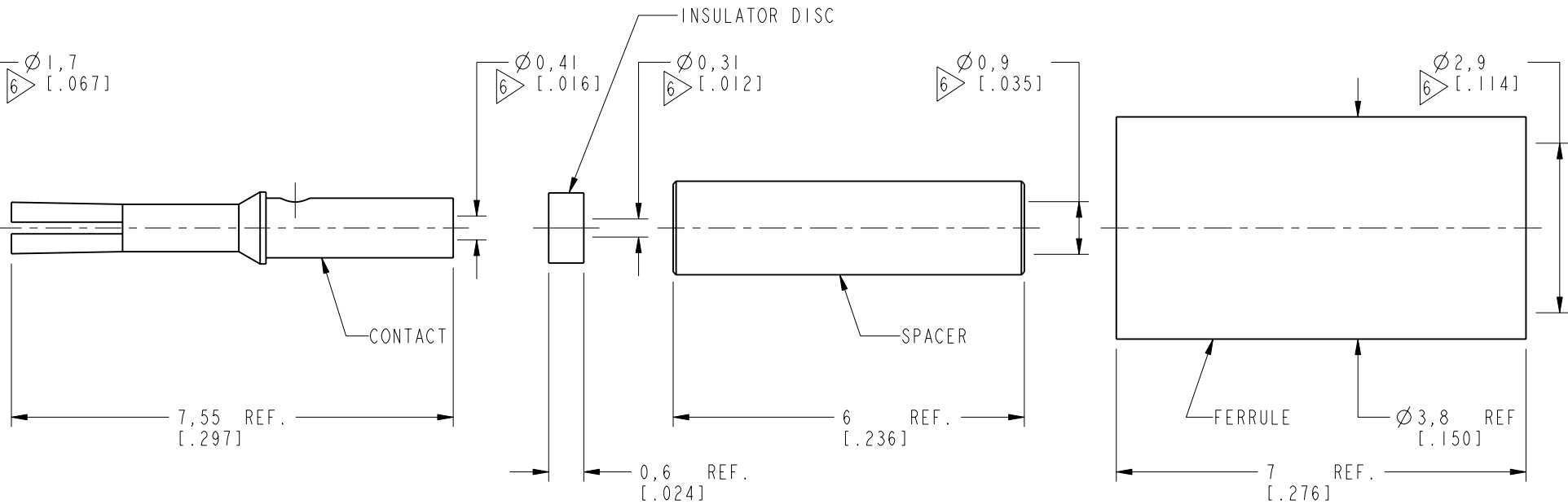
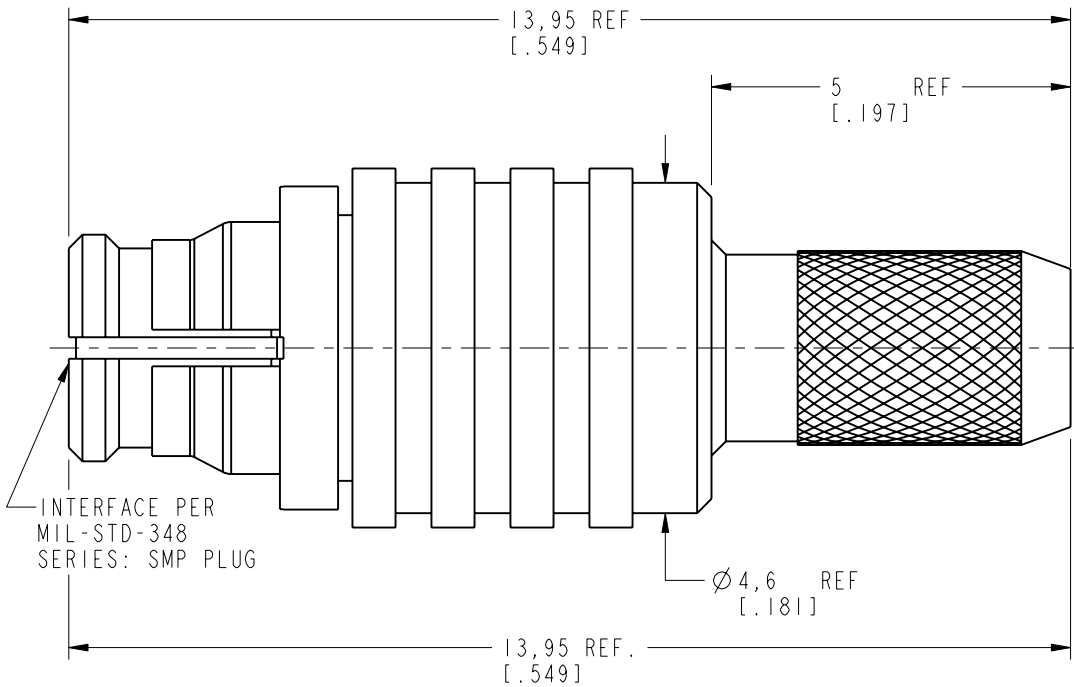
6 SHOWS CABLE ENTRY DIMENSIONS.



SCALE 5.000



RECOMMENDED CABLE STRIPPING DIMENSIONS



CUSTOMER OUTLINE DRAWING
ALL OTHER SHEETS ARE FOR INTERNAL USE ONLY

UNLESS OTHERWISE SPECIFIED, DIMENSIONS ARE IN METRIC AND TOLERANCES ARE: <0.5mm 0.5 - 6mm 6 - 30mm 30 - 120mm ANGLES ± 0.05mm ±0.1mm ±0.2mm ± 0.3mm ±1° NOTICE - These drawings, specifications, or other data (1) are, and remain the property of Amphenol corp. (2) must be returned upon request; and (3) are confidential and not to be disclosed to any person other than those to whom they are given by Amphenol Corp. the furnishing of these drawings, specifications, or other data by Amphenol Corp., or to any other person to anyone for any purpose is not to be regarded by implication or otherwise in any manner licensing, granting rights to permitting such holder or any other person to manufacture, use or sell any product, process or design, patented or otherwise, that may in any way be related to or disclosed by said drawings, specifications, or other data.	MATERIAL	DRAWN	DATE	TITLE SMP STR PLUG WITH ROCK RING FOR RG 178 CABLE		Amphenol RF www.amphenolrf.com	
	SEE NOTES	M. ZHANG	07-May-19				
	REFERENCE	ENGINEER	DATE				
	EAR# 8025	LOKESH P	04-Dec-17	SCALE: 9.5:1.0 SHEET 2 OF 2		DRAWING NO. SMP-FS-C19	
	REF: SMP-FS-C08-1-R	APPROVED	DATE			ITEM NO. SMP-FS-C19	
	CONFIGURATION LEVEL: In Work	S.HSIEH	07-May-19			PART NO. SMP-FS-C19	
	FINISH	CAD FILE	DWG SIZE B		REV B		

Mouser Electronics

Authorized Distributor

Click to View Pricing, Inventory, Delivery & Lifecycle Information:

[Amphenol:](#)

[SMP-FS-C19](#)