

NOTES:

1. MATERIALS AND FINISHES(PLATING THICKNESS IN MICRO-INCHES):


BODY - BRASS, GOLD PLATING
CONTACT - BRASS, GOLD PLATING
LOCK COVER - NYLON 46
INSULATOR - PTFE, NATURAL

2. ELECTRICAL:


A. IMPEDANCE: 50 OHM
B. FREQUENCY RANGE: DC-4 GHz
C. DIELECTRIC WITHSTANDING VOLTAGE: 800 VRMS, MIN.

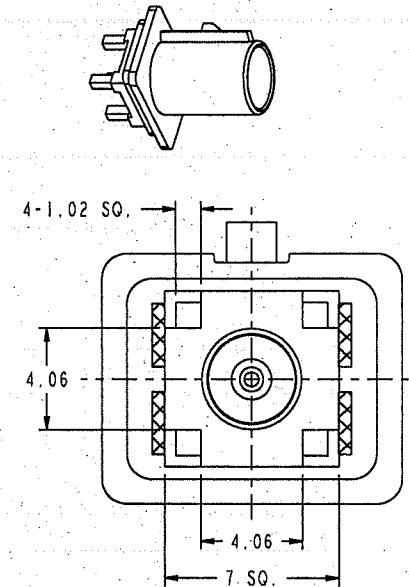
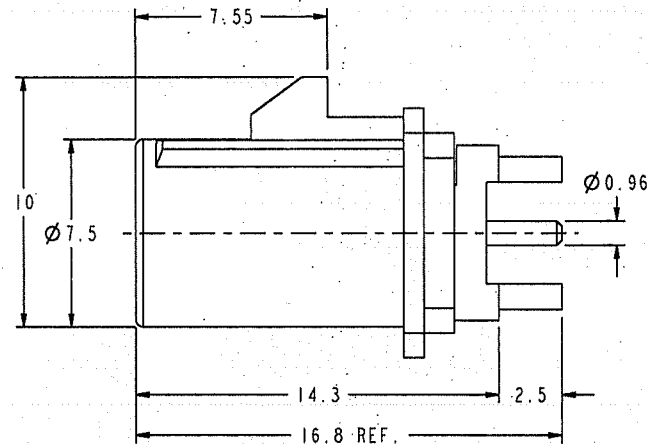
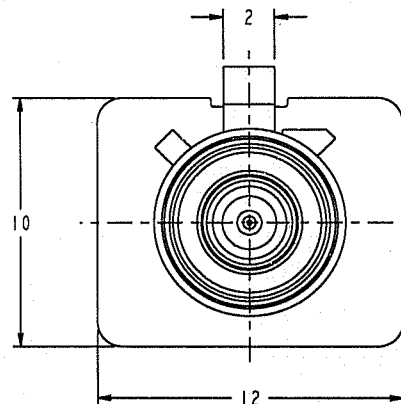
3. MECHANICAL:

A. DURABILITY: 100 CYCLES MIN.
B. TEMPERATURE RANGE: -40° TO +85°

THIRD ANGLE PROJ. 

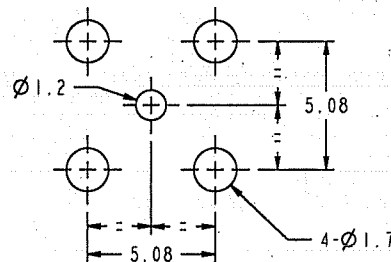
REVISIONS

REV	DESCRIPTION	DATE	ECO	APPR
B	SEE SHEET 1	01-Dec-05	-----	AFSUM
C	SEE SHEET 1	23-Nov-07	-----	EMILY
D	REDRAWN TO UPDATE FORMAT	23-Nov-07	-----	



TABLE

KEY CODING	PART NO.	DRAWING NO.	COLOR	RAL NO.
A	FAI-NASP-PCB-2	FKI25IAW-002-3GT30G-50	JET BLACK	9005
B	FAI-NBSP-PCB-2	FKI25IBW-002-3GT30G-50	CREAM	9001
C	FAI-NCSP-PCB-2	FKI25ICW-002-3GT30G-50	SIGNAL BLUE	5005
D	FAI-NDSP-PCB-2	FKI25IDW-002-3GT30G-50	CLARET VIOLET	4004
E	FAI-NESP-PCB-2	FKI25IEW-002-3GT30G-50	LEAF GREEN	6002
F	FAI-NFSP-PCB-2	FKI25IFW-002-3GT30G-50	NUT BROWN	8011
G	FAI-NGSP-PCB-2	FKI25IGW-002-3GT30G-50	BLUE GREY	7031
H	FAI-NHSP-PCB-2	FKI25IHW-002-3GT30G-50	HEATHER VIOLET	4003
I	FAI-NISP-PCB-2	FKI25IIW-002-3GT30G-50	BEIGE	1001
K	FAI-NKSP-PCB-2	FKI25IKW-002-3GT30G-50	CURRY	1027
L	FAI-NLSP-PCB-2	FKI25ILW-002-3GT30G-50	CARMINE RED	3002
M	FAI-NMSP-PCB-2	FKI25IMW-002-3GT30G-50	PASTEL ORANGE	2003
N	FAI-NNSP-PCB-2	FKI25INW-002-3GT30G-50	PASTEL GREEN	6019
Z	FAI-NZSP-PCB-2	FKI25IZW-002-3GT30G-50	WATER BLUE	5021



PCB MOUNTING HOLE

CONFIGURATION CONTROL:
NO CHANGES PERMITTED TO DRAWING WITHOUT
PPAP QUALIFIED CUSTOMER APPROVAL

CUSTOMER OUTLINE DRAWING

ALL OTHER SHEETS ARE FOR INTERNAL USE ONLY

UNLESS OTHERWISE SPECIFIED, DIMENSIONS ARE IN METRIC AND TOLERANCES ARE:
0.5 - 6mm ±0.1mm
6 - 30mm ±0.2mm
30 - 120mm ±0.3mm
ANGLES ±1°

NOTICE - These drawings, specifications, or other data (1) are, and remain the property of Amphenol Corp. (2) must be returned upon request; and (3) are confidential and not to be disclosed to any person other than those to whom they are given by Amphenol Corp. The furnishing of these drawings, specifications, or other data by Amphenol Corp., or to any other person in any manner, licensing, granting rights to be regarded by implication or otherwise in any manner, use or sell any product, process or design, patented or otherwise, that may in any way be related to or disclosed by said drawings, specifications, or other data.

MATERIAL

REFERENCE
EAR 03152

FINISH

DRAWN
EMILY

ENGINEER
JEERY

APPROVED
ANGELA

CAD FILE

I:FAKRA\FKI25IXX-002-3GT30G-50

DATE
23-Nov-07

DATE
23-Nov-07

DATE
23-Nov-07

TITLE
FAKRA PCB MOUNT PLUG

SCALE: 1.0:1.0

DWG SIZE
B

Amphenol RF
Danbury CT USA, Tainan, Taiwan, Shenzhen, China
www.amphenolrf.com

DRAWING NO. FKI25IXX-002-3GT30G-50

ITEM NO. FKI25IACX02GE5F

PART NO. FAI-NXSP-PCB-2

Mouser Electronics

Authorized Distributor

Click to View Pricing, Inventory, Delivery & Lifecycle Information:

[Amphenol:](#)

[FA1-NDSP-PCB-2](#) [FA1-NESP-PCB-2](#) [FA1-NISP-PCB-2](#) [FA1-NASP-PCB-2](#) [FA1-NHSP-PCB-2](#) [FA1-NCSP-PCB-2](#)