

## NOTES:

## 1. MATERIALS AND FINISHES(PLATING THICKNESS IN MICRO-INCHES):

BODY - BRASS, GOLD PLATING

CONTACT - BRASS, GOLD PLATING

LOCK COVER - NYLON 46

INSULATOR - PTFE, NATURAL

## 2. ELECTRICAL:

A. IMPEDANCE: 50 OHM


B. FREQUENCY RANGE: DC-4 GHz

C. DIELECTRIC WITHSTANDING VOLTAGE: 800 VRMS, MIN.

## 3. MECHANICAL:

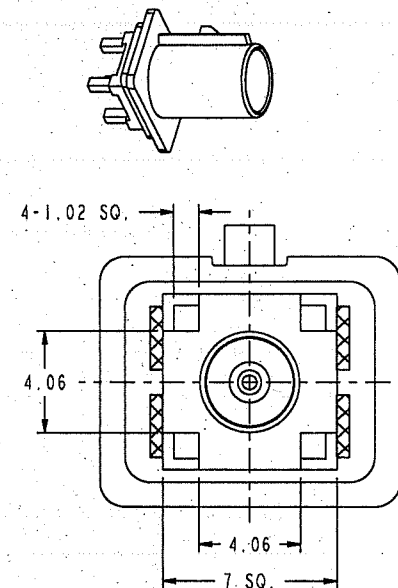
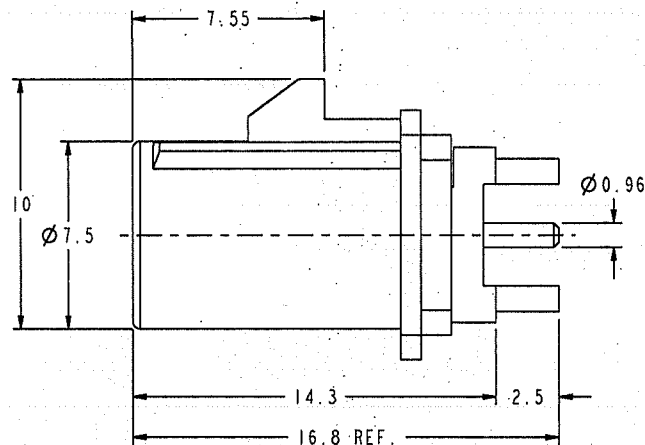
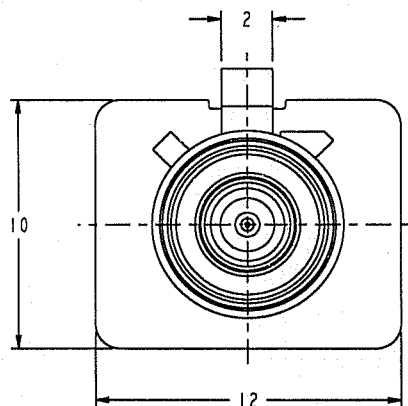
A. DURABILITY: 100 CYCLES MIN.

B. TEMPERATURE RANGE: -40° TO +85°

THIRD ANGLE PROJ. 

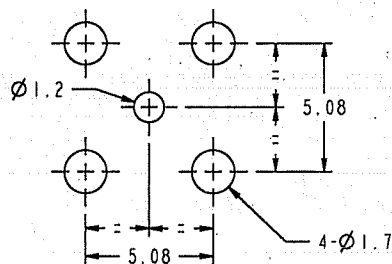
## REVISIONS

| REV | DESCRIPTION              | DATE      | ECO   | APPR  |
|-----|--------------------------|-----------|-------|-------|
| B   | SEE SHEET 1              | 01-Dec-05 | ----- | AFSUM |
| C   | SEE SHEET 1              | 23-Nov-07 | ----- | EMILY |
| D   | REDRAWN TO UPDATE FORMAT | 23-Nov-07 | ----- |       |



TABLE

| KEY CODING | PART NO.       | DRAWING NO.            | COLOR          | RAL NO. |
|------------|----------------|------------------------|----------------|---------|
| A          | FAI-NASP-PCB-2 | FKI25IAW-002-3GT30G-50 | JET BLACK      | 9005    |
| B          | FAI-NBSP-PCB-2 | FKI25IBW-002-3GT30G-50 | CREAM          | 9001    |
| C          | FAI-NCSP-PCB-2 | FKI25ICW-002-3GT30G-50 | SIGNAL BLUE    | 5005    |
| D          | FAI-NDSP-PCB-2 | FKI25IDW-002-3GT30G-50 | CLARET VIOLET  | 4004    |
| E          | FAI-NESP-PCB-2 | FKI25IEW-002-3GT30G-50 | LEAF GREEN     | 6002    |
| F          | FAI-NFSP-PCB-2 | FKI25IFW-002-3GT30G-50 | NUT BROWN      | 8011    |
| G          | FAI-NGSP-PCB-2 | FKI25IGW-002-3GT30G-50 | BLUE GREY      | 7031    |
| H          | FAI-NHSP-PCB-2 | FKI25IHW-002-3GT30G-50 | HEATHER VIOLET | 4003    |
| I          | FAI-NISP-PCB-2 | FKI25IIW-002-3GT30G-50 | BEIGE          | 1001    |
| K          | FAI-NKSP-PCB-2 | FKI25IKW-002-3GT30G-50 | CURRY          | 1027    |
| L          | FAI-NLSP-PCB-2 | FKI25ILW-002-3GT30G-50 | CARMINE RED    | 3002    |
| M          | FAI-NMSP-PCB-2 | FKI25IMW-002-3GT30G-50 | PASTEL ORANGE  | 2003    |
| N          | FAI-NNSP-PCB-2 | FKI25INW-002-3GT30G-50 | PASTEL GREEN   | 6019    |
| Z          | FAI-NZSP-PCB-2 | FKI25IZW-002-3GT30G-50 | WATER BLUE     | 5021    |



PCB MOUNTING HOLE

CONFIGURATION CONTROL:  
NO CHANGES PERMITTED TO DRAWING WITHOUT  
PPAP QUALIFIED CUSTOMER APPROVAL

## CUSTOMER OUTLINE DRAWING

ALL OTHER SHEETS ARE FOR INTERNAL USE ONLY

UNLESS OTHERWISE SPECIFIED, DIMENSIONS ARE IN METRIC AND TOLERANCES ARE:  
0.5 - 6mm ±0.1mm  
6 - 30mm ±0.2mm  
30 - 120mm ±0.3mm  
ANGLES ±1°

NOTICE - These drawings, specifications, or other data (1) are, and remain the property of Amphenol Corp. (2) must be returned upon request; and (3) are confidential and not to be disclosed to any person other than those to whom they are given by Amphenol Corp. The furnishing of these drawings, specifications, or other data by Amphenol Corp., or to any other person in any manner, licensing, granting rights to be regarded by implication or otherwise in any manner, use or sell any product, process or design, patented or otherwise, that may in any way be related to or disclosed by said drawings, specifications, or other data.

## MATERIAL

REFERENCE  
EAR 03152

## FINISH

DRAWN  
EMILYENGINEER  
JEERYAPPROVED  
ANGELA

CAD FILE

I:FAKRA\FKI25IXX-002-3GT30G-50

DATE  
23-Nov-07DATE  
23-Nov-07DATE  
23-Nov-07

## TITLE

FAKRA PCB MOUNT PLUG

SCALE: 1.0:1.0

DWG SIZE  
B

SHEET 2 OF 2

CODE ID  
74868REV  
D

Amphenol RF

Danbury CT USA, Tainan, Taiwan, Shenzhen, China  
www.amphenolrf.com

DRAWING NO. FKI25IXX-002-3GT30G-50

ITEM NO. FKI25IACX02GE5F

PART NO. FAI-NXSP-PCB-2

# Mouser Electronics

Authorized Distributor

Click to View Pricing, Inventory, Delivery & Lifecycle Information:

[Amphenol:](#)

[FA1-NZSP-PCB-2](#)