

NOTES:

1. MATERIALS AND FINISHES(IN MICRO-INCHES)
BODY =ZINC DIECAST, BRIGHT TIN PLATED (200 MIN,)
CONTACT =BRASS, GOLD PLATED (30 MIN.)
INSULATOR =PTFE, COLOR: NATURAL.
HOUSING =PBT (GLASS FILLED), COLOR:(SEE TABLE)

2. ELECTRICAL:
A. IMPEDANCE = 50 OHM
B. FREQUENCY RANGE = DC- 2.5Hz

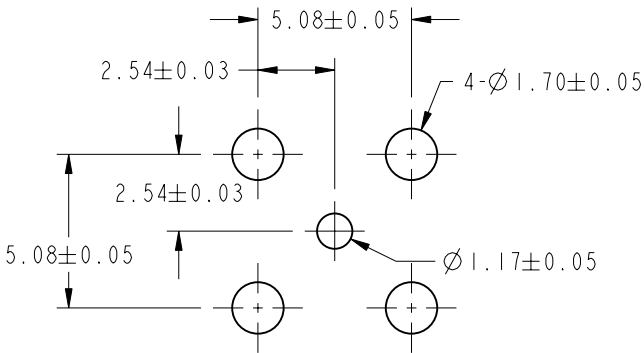
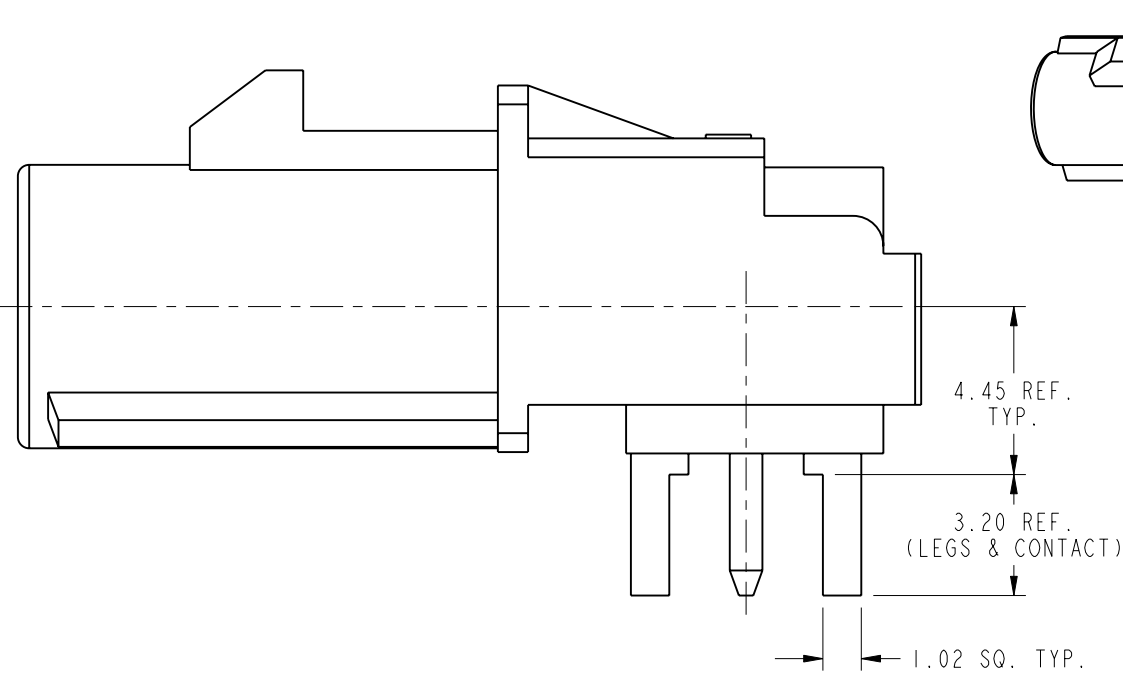
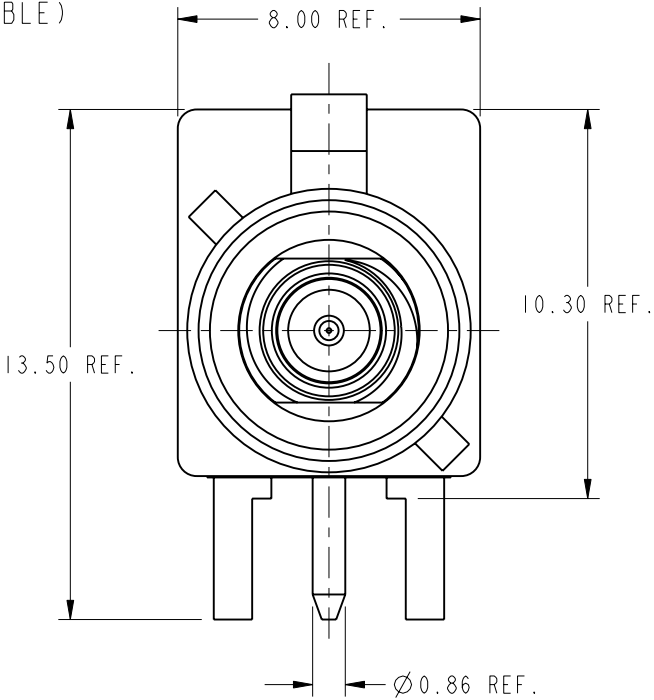
3. MECHANICAL:
A. DURABILITY =100 CYCLES MIN.
B. TEMPERATURE RANGE =-65° C TO +125° C

4. PACKAGING:
A. TAPE & REEL
B. MARKING: AMPHENOL
FAI-NXRP-PCB-8A
DATE CODE (YYWW)

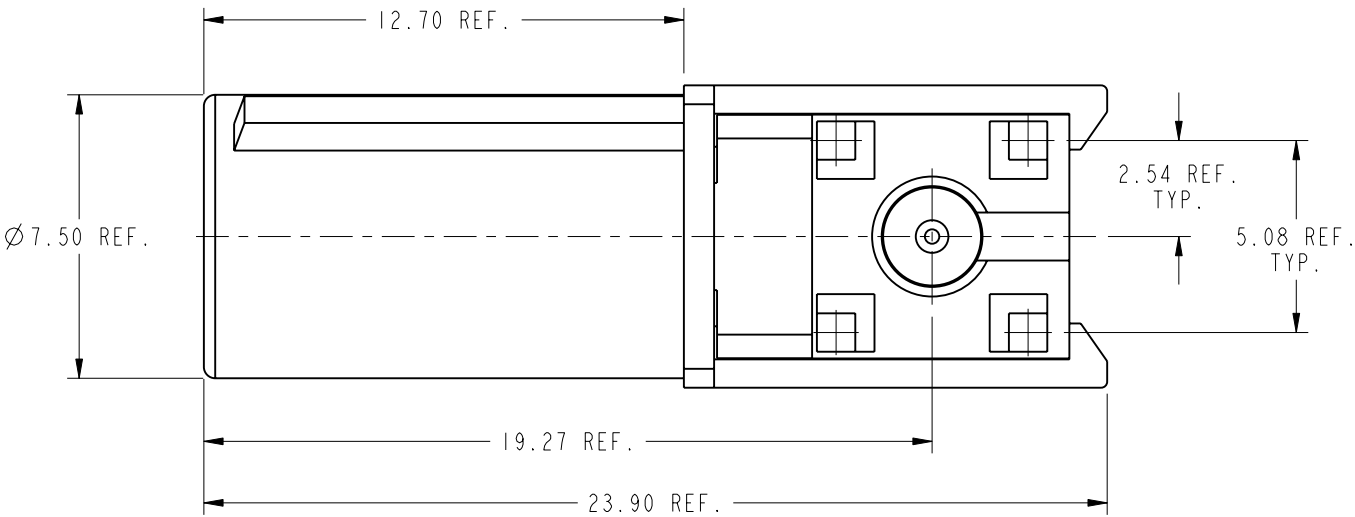
THIRD ANGLE PROJ. 

REVISIONS

REV	DESCRIPTION	DATE	ECO	APPR
A	RELEASE TO MFG.	13-Feb-03	44366	CPM
B	TAPE & REEL WAS BAG	01-Apr-16	-----	RS



RECOMMENDED PCB LAYOUT



CONFIGURATION CONTROL:
NO CHANGES PERMITTED TO DRAWING WITHOUT
PPAP QUALIFIED CUSTOMER APPROVAL

CUSTOMER OUTLINE DRAWING
ALL OTHER SHEETS ARE FOR INTERNAL USE ONLY

CODING	DRAWING NO.	COLOR	RAL NO.
A	FAI-NARP-PCB-8A	JET BLACK	9005
B	FAI-NBRP-PCB-8A	CREAM	9001
C	FAI-NCRP-PCB-8A	SIGNAL BLUE	5005
D	FAI-NDRP-PCB-8A	CLARET VIOLET	4004
E	FAI-NERP-PCB-8A	LEAF GREEN	6002
F	FAI-NFRP-PCB-8A	NUT BROWN	8011
G	FAI-NGRP-PCB-8A	BLUE GREY	7031
H	FAI-NHRP-PCB-8A	HEATHER VIOLET	4003
I	FAI-NIRP-PCB-8A	BEIGE	1001
K	FAI-NKRP-PCB-8A	CURRY	1027
L	FAI-NLRP-PCB-8A	CARMINE RED	3002
M	FAI-NMRP-PCB-8A	PASTEL ORANGE	2003
N	FAI-NNRP-PCB-8A	PASTEL GREEN	6019
Z	FAI-NZRP-PCB-8A	WATER BLUE	5021

UNLESS OTHERWISE SPECIFIED, DIMENSIONS ARE IN METRIC AND TOLERANCES ARE:
<0.5mm ± 0.05mm 0.5 - 6mm ±0.1mm 6 - 30mm ±0.2mm 30 - 120mm ± 0.3mm ANGLES ±1°

NOTICE - These drawings, specifications, or other data (1) are, and remain the property of Amphenol corp. (2) must be returned upon request; and (3) are confidential and not to be disclosed to any person other than those to whom they are given by Amphenol Corp. the furnishing of these drawings, specifications, or other data by Amphenol Corp., or to any other person to anyone for any purpose is not to be regarded by implication or otherwise in any manner licensing, granting rights to permitting such holder or any other person to manufacture, use or sell any product, process or design, patented or otherwise, that may in any way be related to or disclosed by said drawings, specifications, or other data.

MATERIAL	-
REFERENCE EAR: AND CONFIGURATION LEVEL: In Work	
FINISH	

DRAWN P.YU	DATE 07-Apr-16
ENGINEER R.SHANG	DATE 07-Apr-16
APPROVED S.HSIEH	DATE 07-Apr-16
CAD FILE	

TITLE FAKRA PLUG, R/A. PCB KEY CODES A - Z (HOUSING INSTALLED)	
SCALE: 5.0:1.0	SHEET 2 OF 2
DWG SIZE B	REV B

Amphenol RF www.amphenolrf.com	
DRAWING NO.FAI-NXRP-PCB-8A	
ITEM NO. FAI-NXRP-PCB-8A	
PART NO. FAI-NXRP-PCB-8A	

Mouser Electronics

Authorized Distributor

Click to View Pricing, Inventory, Delivery & Lifecycle Information:

[Amphenol:](#)

[FA1-NDRP-PCB-8A](#)