

NOTES:

1. MATERIALS AND FINISHES (PLATING THICKNESS IN MICRO-INCHES):

BODY - ZINC DIECAST, MATTE TIN PLATING
CONTACT - BRASS, GOLD PLATING
LOCK COVER - NYLON 46, COLOR: PER TABLE
INSULATORS - PTFE, NATURAL

2. ELECTRICAL:

A. IMPEDANCE: 50 OHM (NOMINAL)
B. FREQUENCY RANGE: DC - 6 GHz, (OPTIMIZED FOR DC-4GHz)
C. VSWR(RETURN LOSS): 1.4 (-15.6 dB), MAX.(DC-2GHz)
(MATED PAIR) 1.5 (-13.9 dB), MAX.(2-3GHz)
D. DIELECTRIC WITHSTANDING VOLTAGE: 800 VRMS, MIN.

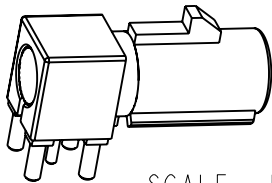
3. MECHANICAL:

A. DURABILITY: 100 CYCLES MIN.
B. TEMPERATURE RANGE: -40 °C TO 100 °C

4. PACKAGING:

A. QUANTITY: TRAY PACK
B. MARKING: TRAY TO BE MARKED
"AMPHENOL, FAI-NXRP-PCBT10 AND
DATE CODE"

5. HEATING STAGE: RECOMMEND SOLDERING
TEMPERATURE 225° WITHIN 40 SECONDS.



SCALE 1:500

TABLE

KEY CODING	AMPHENOL RF P/N	COLOR	RAL NO.
A	FAI-NARP-PCBT10	JET BLACK	9005
B	FAI-NBRP-PCBT10	CREAM	9001
C	FAI-NCRP-PCBT10	SIGNAL BLUE	5005
D	FAI-NDRP-PCBT10	CLARET VIOLET	4004
E	FAI-NERP-PCBT10	LEAF GREEN	6002
F	FAI-NFRP-PCBT10	NUT BROWN	8011
G	FAI-NGRP-PCBT10	BLUE GREY	7031
H	FAI-NHRP-PCBT10	HEATHER VIOLET	4003
I	FAI-NIRP-PCBT10	BEIGE	1001
K	FAI-NKRP-PCBT10	CURRY	1027
L	FAI-NLRP-PCBT10	CARMINE RED	3002
M	FAI-NMRP-PCBT10	PASTEL ORANGE	2003
N	FAI-NNRP-PCBT10	PASTEL GREEN	6019
Z	FAI-NZRP-PCBT10	WATER BLUE	5021

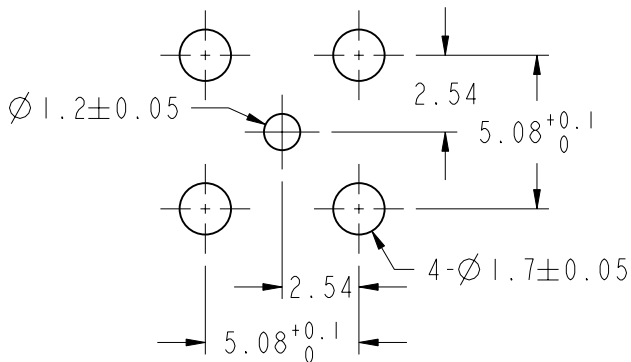
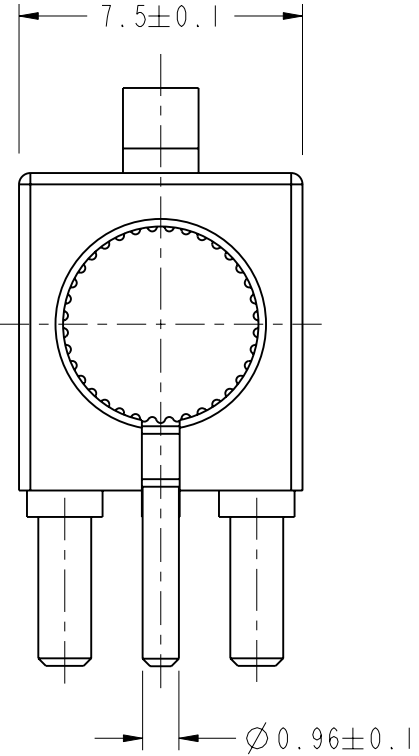
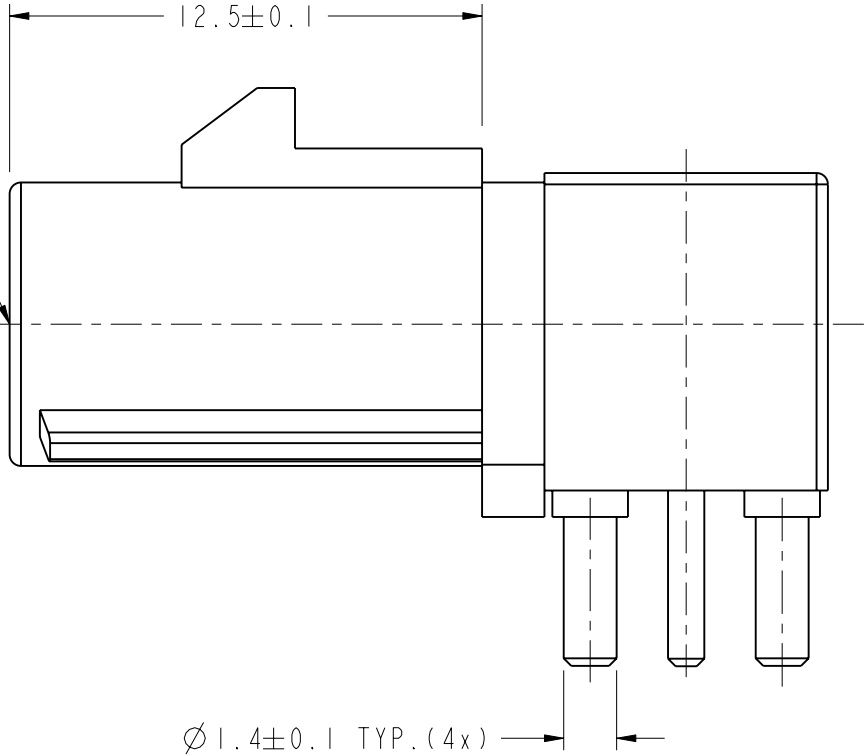
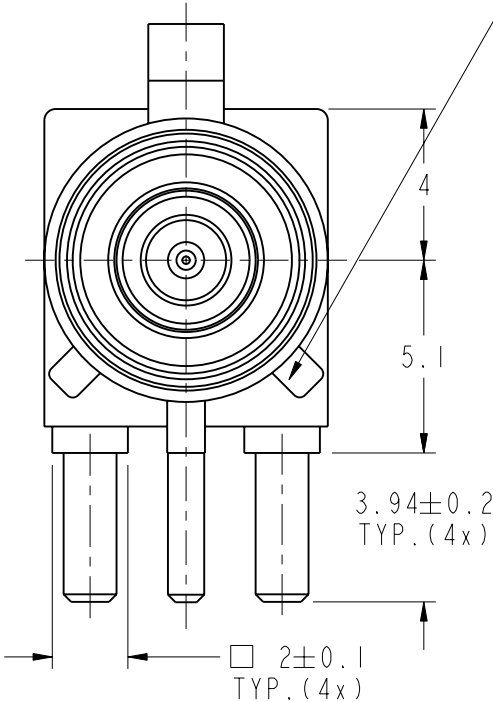
CONFIGURATION CONTROL:
NO CHANGES PERMITTED TO DRAWING WITHOUT
PPAP QUALIFIED CUSTOMER APPROVAL

THIRD ANGLE PROJ.

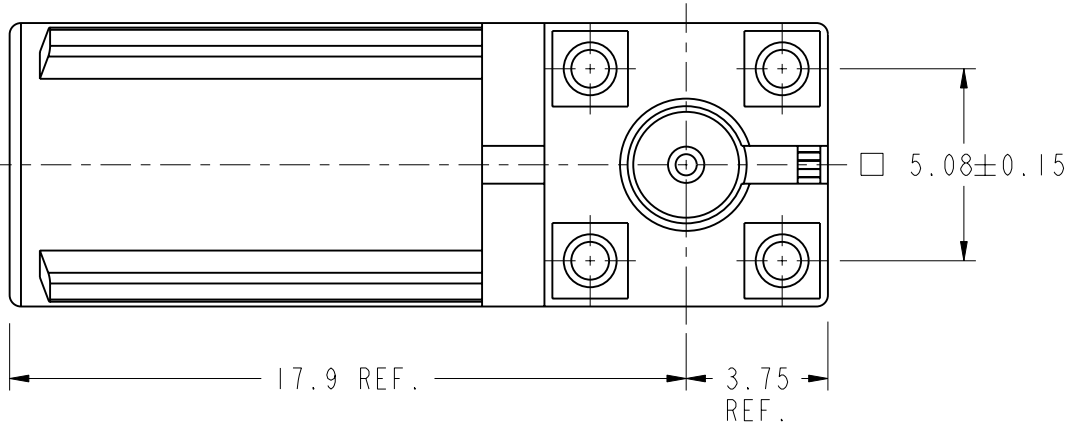
REVISIONS

REV	DESCRIPTION	DATE	ECO	APPR
A	RELEASE TO MFG.	11-Mar-09	----	EDWARD
B	ADD TOL ± 0.05 TO $\varnothing 1.2$ & 1.7	3/12/10	48001	CPM
C	SEE SHEET 1 /RD-DM16052001P/	20-May-16	01201	EW

FAKRA PLUG INTERFACE
PER DIN 72594-1
("K" KEY CODE SHOWN)



PCB MOUNTING HOLE



CUSTOMER OUTLINE DRAWING

ALL OTHER SHEETS ARE FOR INTERNAL USE ONLY

UNLESS OTHERWISE SPECIFIED, DIMENSIONS ARE IN METRIC AND TOLERANCES ARE:
<0.5mm 0.5 - 6mm 6 - 30mm 30 - 120mm ANGLES
 $\pm 0.05\text{mm}$ $\pm 0.1\text{mm}$ $\pm 0.2\text{mm}$ $\pm 0.3\text{mm}$ $\pm 1^\circ$

NOTICE - These drawings, specifications, or other data (1) are, and remain the property of Amphenol corp. (2) must be returned upon request; and (3) are confidential and not to be disclosed to any person other than those to whom they are given by Amphenol Corp. the furnishing of these drawings, specifications, or other data by Amphenol Corp., or to any other person to anyone for any purpose is not to be regarded by implication or otherwise in any manner licensing, granting rights to permitting such holder or any other person to manufacture, use or sell any product, process or design, patented or otherwise, that may in any way be related to or disclosed by said drawings, specifications, or other data.

MATERIAL

-

DRAWN
EDWARD

DATE
17-Mar-09

ENGINEER
SCOTT

DATE
17-Mar-09

REFERENCE

EAR:3158.3 AND

APPROVED

S.HSIEH

DATE

01-Jun-16

CONFIGURATION LEVEL: In Work

CAD FILE

FINISH

TITLE

FAKRA SMB R/A
PCB MOUNT PLUG

SCALE: 5.0:1.0

DWG SIZE
B

SHEET 2 OF 2

REV
C

Amphenol RF

www.amphenolrf.com

DRAWING NO. FAI-NXRP-PCBT10

ITEM NO. FAI-NXRP-PCBT10

PART NO. FAI-NXRP-PCBT10

Mouser Electronics

Authorized Distributor

Click to View Pricing, Inventory, Delivery & Lifecycle Information:

[Amphenol:](#)

[FA1-NHRP-PCBT10](#)