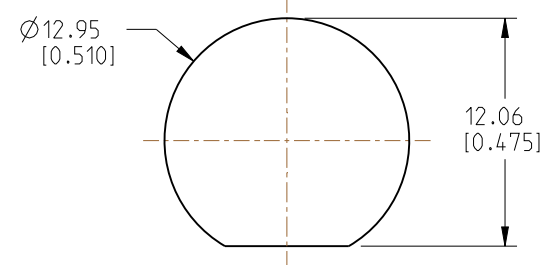


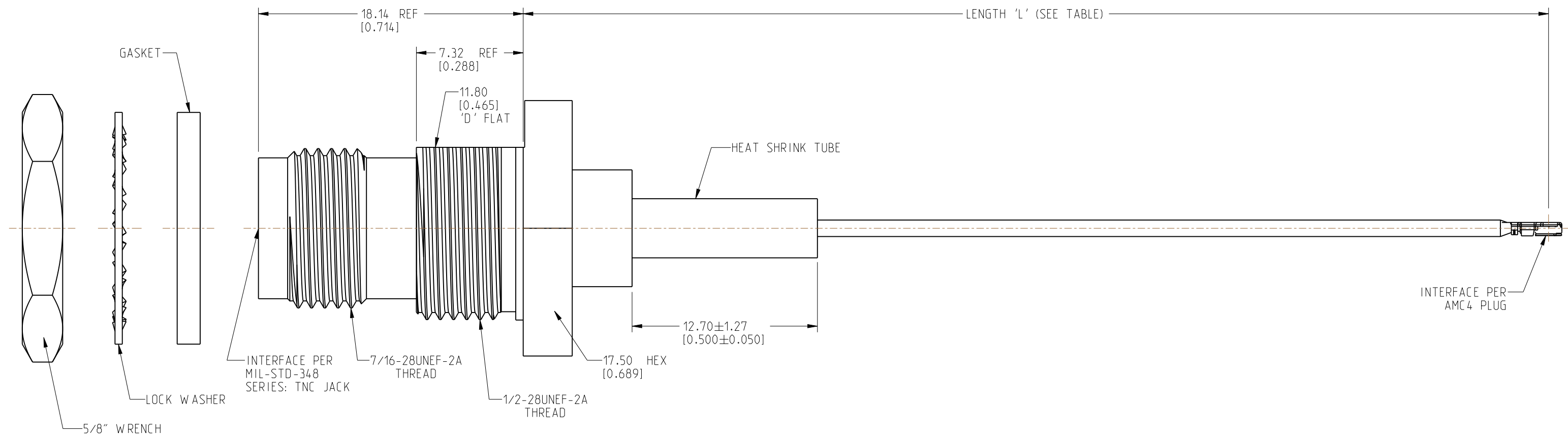
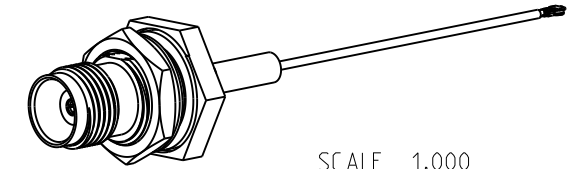
NOTES:

- 1. MATERIALS AND FINISHES:
TNC STR BHD JACK IP 67 - BRASS, NICKEL PLATING
- AMC4 RA PLUG:
BODY - PHOSPHOR BRONZE, SILVER PLATING
CONTACT - PHOSPHOR BRONZE, GOLD PLATING
- CABLE - 1.13 MM CABLE
- 2. ELECTRICAL:
A. IMPEDANCE: 50 OHM
- 3. PACKAGING:
A. QUANTITY: SINGLE PACK
B. MARKING: BAG TO BE MARKED
"AMPHENOL RF, 95-850-286-XXX AND DATE CODE"

| REVISIONS | | | | |
|-----------|-----------------|-----------|-------|----|
| REV | DESCRIPTION | DATE | ECN | BY |
| A | RELEASE TO MFG. | 11-OCT-21 | 15948 | VR |



RECOMMENDED MOUNTING HOLE DIMENSIONS



| LENGTH TABLE | |
|------------------------|---|
| PART NUMBER (IMPERIAL) | LENGTH AND TOLERANCE 'L' IN MM (INCHES) |
| 95-850-286-050 | 50.00 ± 3.81 [1.969 ± 0.150] |
| 95-850-286-100 | 100.00 ± 3.81 [3.937 ± 0.150] |
| 95-850-286-150 | 150.00 ± 3.81 [5.906 ± 0.150] |
| 95-850-286-200 | 200.00 ± 5.08 [7.874 ± 0.200] |
| 95-850-286-250 | 250.00 ± 5.08 [9.843 ± 0.200] |
| 95-850-286-300 | 300.00 ± 5.08 [11.811 ± 0.200] |

DESIGN REQUIREMENTS:

| | |
|---|--|
| <input checked="" type="checkbox"/> FREQUENCY: DC - 6 GHz | <input checked="" type="checkbox"/> CONTINUITY |
| <input type="checkbox"/> VSWR: _____ MAX. | <input checked="" type="checkbox"/> HI-POT: 200 VRMS |
| <input type="checkbox"/> INS. LOSS: _____ dB MAX. | <input type="checkbox"/> OTHER: |

CUSTOMER OUTLINE DRAWING
ALL OTHER SHEETS ARE FOR INTERNAL USE ONLY

| | | | | | | | | | |
|--|--|--|--|---------------------------------|--|--|--|--------------------|--|
| NOTICE: These drawings, specifications, or other data (1) are, and remain the property of Amphenol corp. (2) must be returned upon request; and (3) are confidential and not to be disclosed to any person other than those to whom they are given by Amphenol Corp. The furnishing of these drawings, specifications, or other data by Amphenol Corp., or to any other person to anyone for any purpose is not to be regarded by implication or otherwise in any manner licensing, granting rights to permitting such holder or any other person to manufacture, use or sell any product, process or design, patented or otherwise, that may in any way be related to or disclosed by said drawings, specifications, or other data. | | UNLESS OTHERWISE SPECIFIED DIMENSIONS ARE METRIC (INCHES) AND TOLERANCES ARE: <0.5mm = ±0.05mm [$\pm 0.020 = \pm 0.002$] >0.5 - 6mm = ±0.1mm [$\pm 0.020 - 0.236 = \pm 0.004$] >6.00 - 30mm = ±0.2mm [$\pm 0.236 - 1.181 = \pm 0.008$] >30.00 - 120mm = ±0.3mm [$\pm 1.181 - 4.725 = \pm 0.012$] | | MATERIAL SEE NOTES | | TITLE TNC STR BHD JACK IP 67 TO AMC4 RA PLUG USING 1.13 MM CABLE VARIOUS LENGTH | | Amphenol RF | |
| THIRD ANGLE PROJ. REFERENCE | | ENGR.1 VIJAY N M ENGR.2 DATE 05-OCT-21 | | SHEET NO. 2 OF 2 SCALE: 3.8:1.0 | | DRAWING NO. 95-850-286-XXX ITEM NO. 95-850-286-XXX PART NO. 95-850-286-XXX | | REV A | |

Mouser Electronics

Authorized Distributor

Click to View Pricing, Inventory, Delivery & Lifecycle Information:

[Amphenol:](#)

[095-850-286-150](#) [095-850-286-100](#) [095-850-286-200](#) [095-850-286-300](#) [095-850-286-050](#) [095-850-286-250](#)