

NOTES:

1. MATERIALS AND FINISHES:
 RP TNC STR BHD JACK - BRASS, NICKEL PLATING

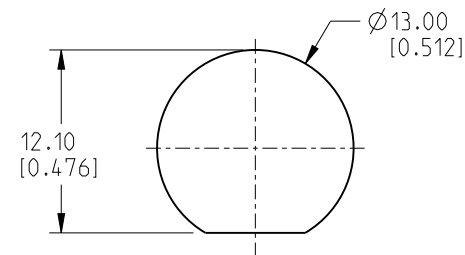
AMC RA PLUG:
 BODY - PHOSPHOR BRONZE, SILVER PLATING
 CONTACT - PHOSPHOR BRONZE, GOLD PLATING

CABLE - RG 178

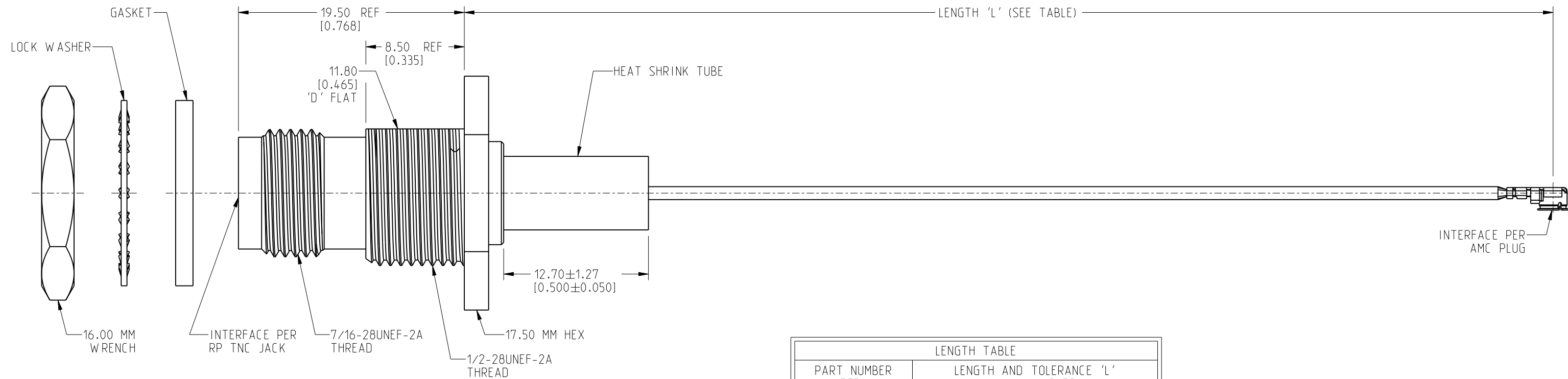
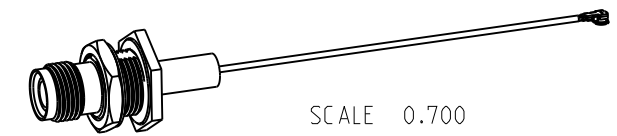
2. ELECTRICAL:
 A. IMPEDANCE: 50 OHM

3. PACKAGING:
 A. QUANTITY: SINGLE PACK
 B. MARKING: BAG TO BE MARKED
 "AMPHENOL RF, 95-850-285-XXX AND DATE CODE"

REVISIONS				
REV	DESCRIPTION	DATE	ECN	BY
A	RELEASE TO MFG.	11-OCT-21	15945	CL



RECOMMENDED MOUNTING HOLE DIMENSIONS



LENGTH TABLE	
PART NUMBER (IMPERIAL)	LENGTH AND TOLERANCE 'L' IN MM (INCHES)
95-850-285-050	50.00 ± 3.81 [1.969 ± 0.150]
95-850-285-100	100.00 ± 3.81 [3.937 ± 0.150]
95-850-285-150	150.00 ± 3.81 [5.906 ± 0.150]
95-850-285-200	200.00 ± 5.08 [7.874 ± 0.200]
95-850-285-250	250.00 ± 5.08 [9.843 ± 0.200]
95-850-285-300	300.00 ± 5.08 [11.811 ± 0.200]

DESIGN REQUIREMENTS:

- | | |
|---|--|
| <input checked="" type="checkbox"/> FREQUENCY: DC - 6 GHz | <input checked="" type="checkbox"/> CONTINUITY |
| <input type="checkbox"/> VSWR: _____ MAX. | <input checked="" type="checkbox"/> HI-POT: 200 VRMS |
| <input type="checkbox"/> INS. LOSS: _____ dB MAX. | <input type="checkbox"/> OTHER: |

CUSTOMER OUTLINE DRAWING
 ALL OTHER SHEETS ARE FOR INTERNAL USE ONLY

NOTICE: These drawings, specifications, or other data (1) are, and remain the property of Amphenol corp. (2) must be returned upon request; and (3) are confidential and not to be disclosed to any person other than those to whom they are given by Amphenol Corp. The furnishing of these drawings, specifications, or other data by Amphenol Corp., or to any other person to anyone for any purpose is not to be regarded by implication or otherwise in any manner licensing, granting rights to permitting such holder or any other person to manufacture, use or sell any product, process or design, patented or otherwise, that may in any way be related to or disclosed by said drawings, specifications, or other data.

UNLESS OTHERWISE SPECIFIED DIMENSIONS ARE METRIC (INCHES) AND TOLERANCES ARE:
 <0.5mm = ±0.05mm [$\pm 0.020 = \pm 0.002$]
 >0.5 - 6mm = ±0.1mm [$\pm 0.020 - 0.236 = \pm 0.004$]
 >6.00 - 30mm = ±0.2mm [$\pm 0.236 - 1.181 = \pm 0.008$]
 >30.00 - 120mm = ±0.3mm [$\pm 1.181 - 4.725 = \pm 0.012$]

MATERIAL
 SEE NOTES

TITLE
 RP TNC STR BHD JACK TO
 AMC RA PLUG
 USING RG 178 CABLE
 VARIOUS LENGTH

Amphenol RF		DRAWING NO. 95-850-285-XXX	REV A
		ITEM NO. 95-850-285-XXX	
		PART NO. 95-850-285-XXX	

THIRD ANGLE PROJ.	REFERENCE	EAR# 10937
-------------------	-----------	------------

ENGR.1 CLEMENT	ENGR.2	DATE 29-SEP-21
----------------	--------	----------------

SHEET NO. 2 OF 2	SCALE: 3.0:1.0
------------------	----------------

Mouser Electronics

Authorized Distributor

Click to View Pricing, Inventory, Delivery & Lifecycle Information:

[Amphenol:](#)

[095-850-285-050](#) [095-850-285-100](#) [095-850-285-250](#) [095-850-285-150](#) [095-850-285-300](#) [095-850-285-200](#)