

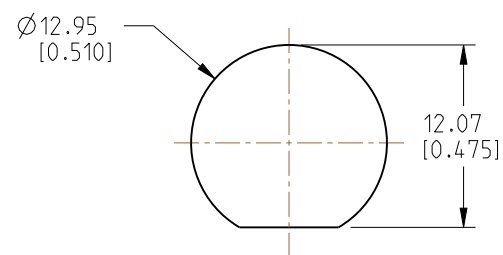
NOTES:

- MATERIALS AND FINISHES:
TNC STR BHD JACK IP 67 - BRASS, ELECTROLESS NICKEL PLATING

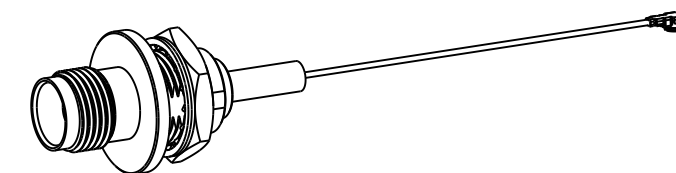
AMC RA PLUG:
HOUSING - PBT, BLACK
CONTACT & GROUND CONTACT - PHOSPHOR BRONZE, GOLD PLATING

CABLE - 1.13 MM CABLE
- ELECTRICAL:
A. IMPEDANCE: 50 OHM
- PACKAGING:
A. QUANTITY: SINGLE PACK
B. MARKING: BAG TO BE MARKED
"AMPHENOL RF, 95-850-264-XXX AND DATE CODE"

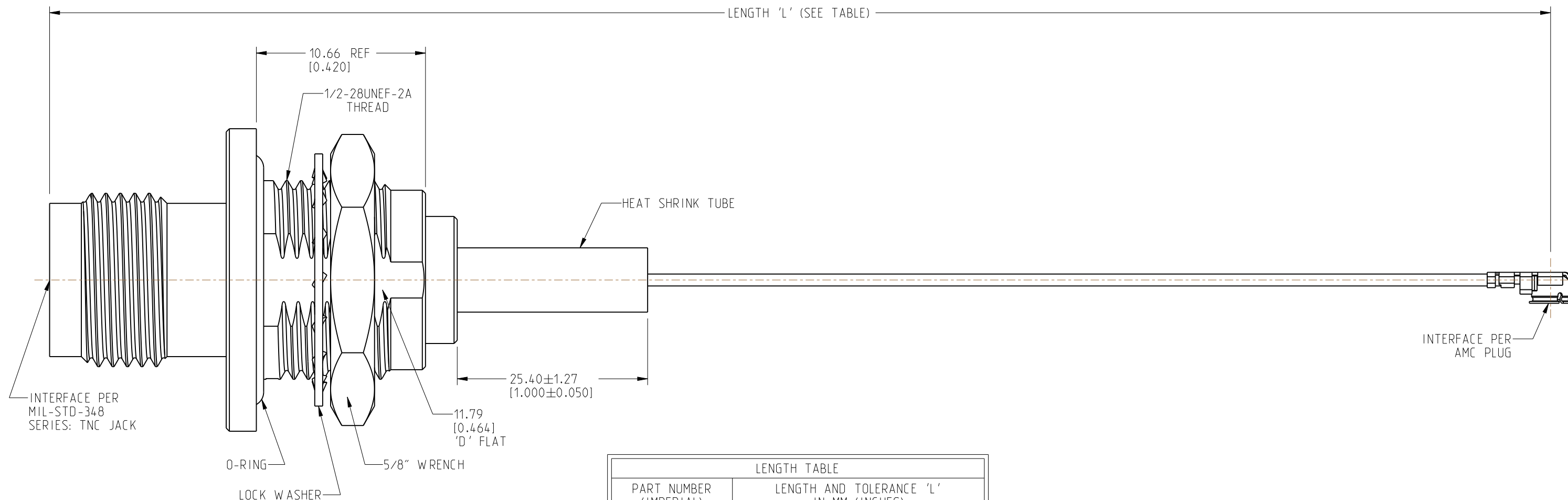
REVISIONS				
REV	DESCRIPTION	DATE	ECN	APPR
A	RELEASE TO MFG.	16-MAR-21	15584	VR



RECOMMENDED MOUNTING HOLE DIMENSIONS



SCALE 1.000



LENGTH TABLE	
PART NUMBER (IMPERIAL)	LENGTH AND TOLERANCE 'L' IN MM (INCHES)
95-850-264-050	50.00 ± 3.81 [1.969 ± 0.150]
95-850-264-100	100.00 ± 3.81 [3.937 ± 0.150]
95-850-264-150	150.00 ± 3.81 [5.906 ± 0.150]
95-850-264-200	200.00 ± 5.08 [7.874 ± 0.200]
95-850-264-250	250.00 ± 5.08 [9.843 ± 0.200]
95-850-264-300	300.00 ± 5.08 [11.811 ± 0.200]

DESIGN REQUIREMENTS:

- | | |
|---|--|
| <input checked="" type="checkbox"/> FREQUENCY: DC - 6 GHz | <input checked="" type="checkbox"/> CONTINUITY |
| <input type="checkbox"/> VSWR: _____ MAX. | <input checked="" type="checkbox"/> HI-POT: 200 VRMS |
| <input type="checkbox"/> INS. LOSS: _____ dB MAX. | <input type="checkbox"/> OTHER: |

CUSTOMER OUTLINE DRAWING

ALL OTHER SHEETS ARE FOR INTERNAL USE ONLY

NOTICE: These drawings, specifications, or other data (1) are, and remain the property of Amphenol corp. (2) must be returned upon request; and (3) are confidential and not to be disclosed to any person other than those to whom they are given by Amphenol Corp. The furnishing of these drawings, specifications, or other data by Amphenol Corp., or to any other person to anyone for any purpose is not to be regarded by implication or otherwise in any manner licensing, granting rights to permitting such holder or any other person to manufacture, use or sell any product, process or design, patented or otherwise, that may in any way be related to or disclosed by said drawings, specifications, or other data.		UNLESS OTHERWISE SPECIFIED DIMENSIONS ARE METRIC (INCHES) AND TOLERANCES ARE: <0.5mm = ±0.05mm [$\pm 0.020 = \pm 0.002$] >0.5 - 6mm = ±0.1mm [$\pm 0.020 - 0.236 = \pm 0.004$] >6.00 - 30mm = ±0.2mm [$\pm 0.236 - 1.181 = \pm 0.008$] >30.00 - 120mm = ±0.3mm [$\pm 1.181 - 4.725 = \pm 0.012$]		MATERIAL SEE NOTES		TITLE TNC STR BHD JACK IP 67 TO AMC RA PLUG USING 1.13 MM CABLE VARIOUS LENGTH		Amphenol RF	
THIRD ANGLE PROJ.	REFERENCE	EAR# 10482	ANGLES = ±1°		ENGINEER VIJAY N M	DATE 04-FEB-21	SHEET NO. 2 OF 2	SCALE: 4.0:1.0	SIZE B
							DRAWING NO. 95-850-264-XXX		REV A
							ITEM NO. 95-850-264-XXX		
							PART NO. 95-850-264-XXX		

Mouser Electronics

Authorized Distributor

Click to View Pricing, Inventory, Delivery & Lifecycle Information:

[Amphenol:](#)

[095-850-264-050](#) [095-850-264-100](#) [095-850-264-150](#) [095-850-264-200](#) [095-850-264-250](#) [095-850-264-300](#)