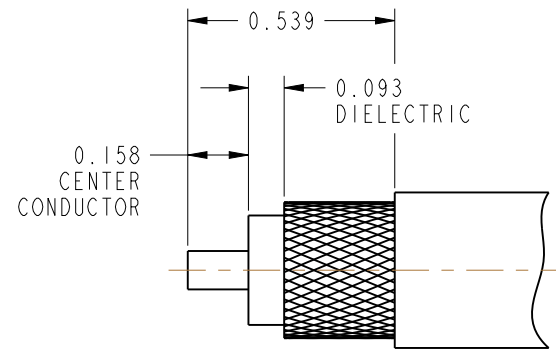
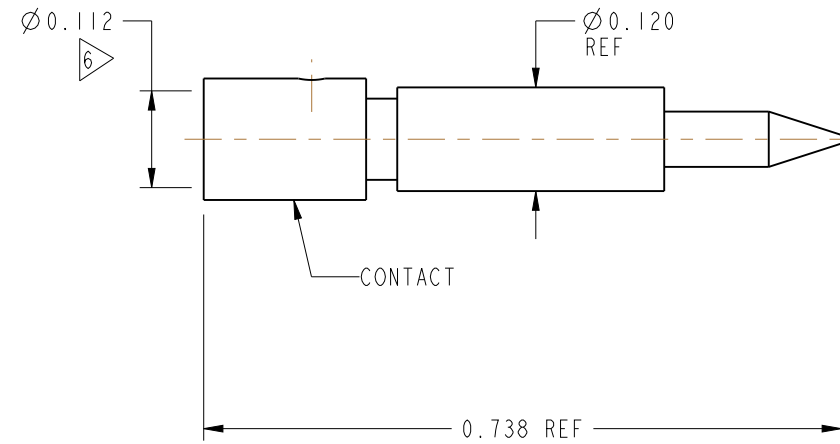
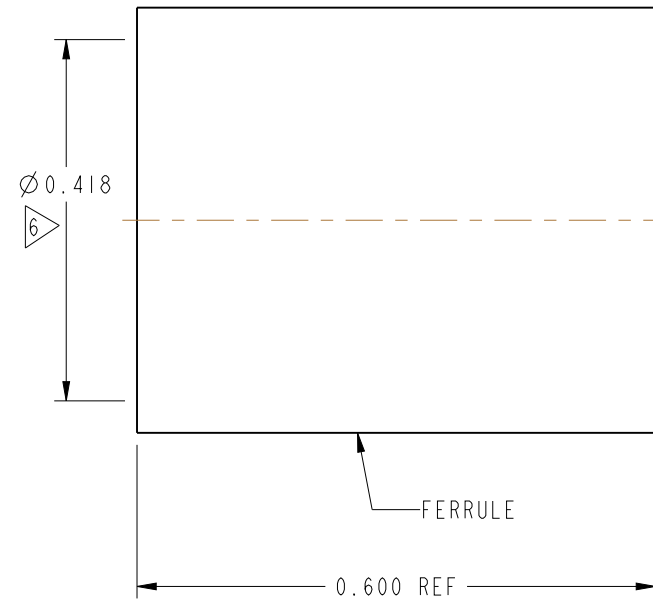


NOTES:

1. MATERIALS AND FINISHES :  
 BODY, OUTER CONTACT & COUPLING NUT - BRASS, NICKEL PLATING  
 CONTACT - BRASS, SILVER PLATING  
 INSULATOR - PTFE  
 FERRULE - COPPER, NICKEL PLATING  
 RETAINING RING - PHOSPHOR BRONZE  
 GASKET - SILICONE RUBBER
2. ELECTRICAL:  
 A. IMPEDANCE: 50 OHM
3. MECHANICAL:  
 A. DURABILITY: 500 CYCLES MIN.  
 B. TEMPERATURE RANGE: -65° C TO +165° C
4. PACKAGING:  
 A. QUANTITY: SINGLE PACK  
 B. MARKING: BAG TO BE MARKED  
 "AMPHENOL RF, 82-340-1052, AND DATE CODE"
5. CABLE ASSEMBLY INSTRUCTIONS  
 A. TRIM CABLE AS SHOWN.  
 B. INSERT CABLE CENTER CONDUCTOR TO CONTACT. SOLDER OR CRIMP CONTACT WITH 0.116" HEX DIE.  
 C. INSERT CABLE INTO CONNECTOR WITH BRAID OVER KNURL UNTIL IT BOTTOMS.  
 D. CRIMP FERRULE WITH 0.429" HEX DIE.

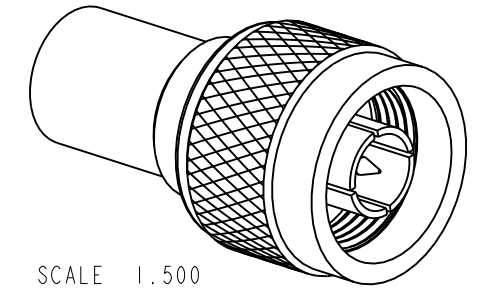
6. SHOWS CABLE ENTRY DIMENSIONS.



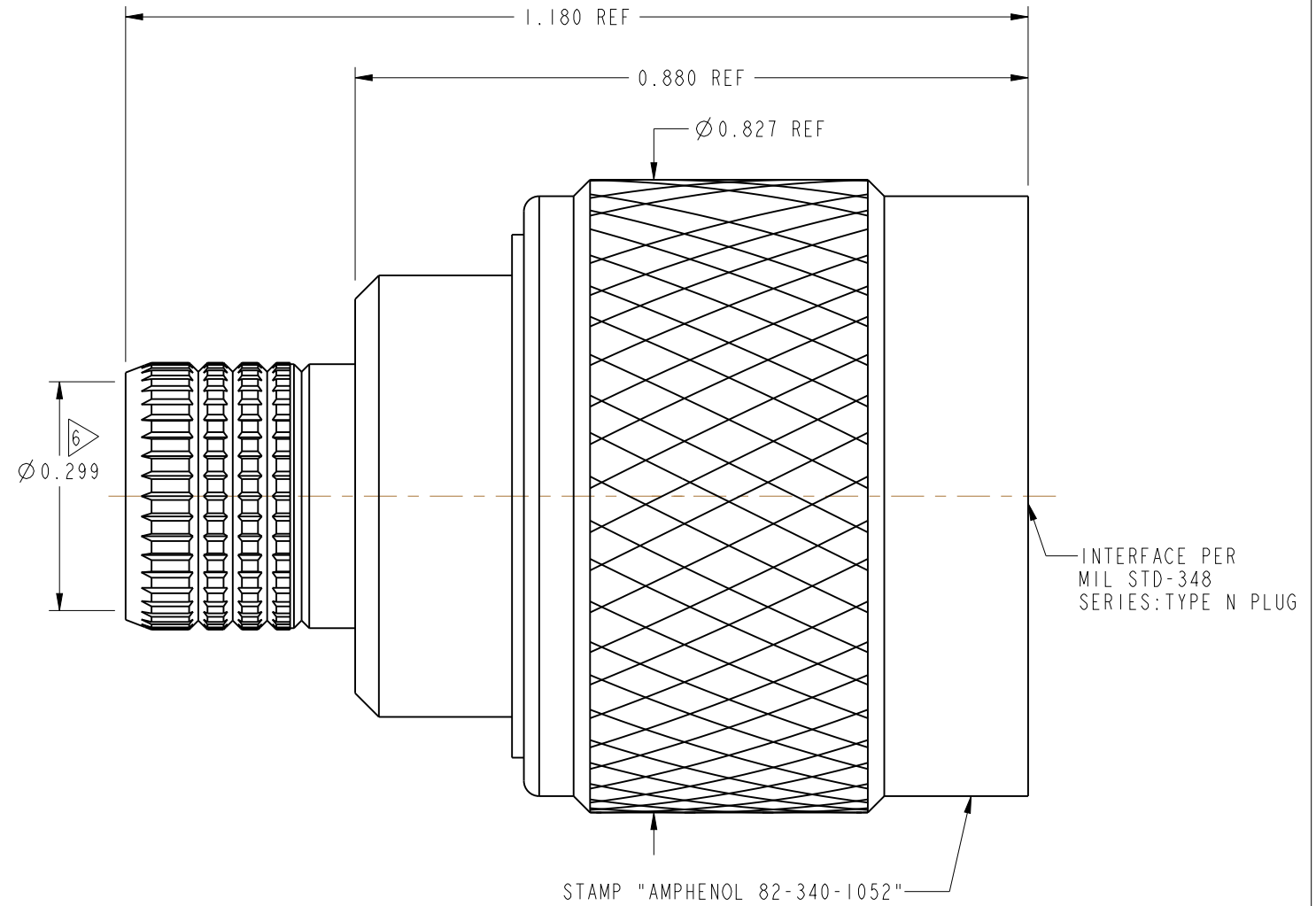
**RECOMMENDED CABLE STRIPPING DIMENSIONS**

THIRD ANGLE PROJ.

REVISIONS				
REV	DESCRIPTION	DATE	ECO	APPR
--	RELEASE TO MFG.	-----	-----	-----
D	REDRAWN IN PRO-E , ADD COD	2/24/14	49780	CL



SCALE 1.500



**MIL-C-39012 INSPECTION**

**CUSTOMER OUTLINE DRAWING**

ALL OTHER SHEETS ARE FOR INTERNAL USE ONLY

UNLESS OTHERWISE SPECIFIED, DIMENSIONS ARE IN INCHES AND TOLERANCES ARE: 2 PLACE DECIMAL 3 PLACE DECIMAL ANGLES ±.015 (0,381 mm) ±.005 (0,127 mm) ± 1°	MATERIAL	DRAWN	DATE	TITLE QUICK CRIMP "N" PLUG FOR SOLID DIELECTRIC FOR (BELDEN 9913 & 9914) CABLES		Amphenol RF www.amphenolrf.com	
	SEE NOTES	CLEMENT	23-Oct-13				
	REFERENCE	ENGINEER	DATE	SCALE: 4.5:1.0 SHEET 2 OF 2		DRAWING NO. 82-340-1052	
	EAR # 962090-5 (611X-3354)	CLEMENT	23-Oct-13				
NOTICE - These drawings, specifications, or other data (1) are, and remain the property of Amphenol corp. (2) must be returned upon request; and (3) are confidential and not to be disclosed to any person other than those to whom they are given by Amphenol Corp. the furnishing of these drawings, specifications, or other data by Amphenol Corp., or to any other person to anyone for any purpose is not to be regarded by implication or otherwise in any manner licensing, granting rights to permitting such holder or any other person to manufacture, use or sell any product, process or design, patented or otherwise, that may in any way be related to or disclosed by said drawings, specifications, or other data.	CONFIGURATION LEVEL: In Work	APPROVED	DATE	DWG SIZE B		REV D	
FINISH	K. CAPOZZI	2/21/14					
		CAD FILE				ITEM NO. 82-340-1052 PART NO. 82-340-1052	

# Mouser Electronics

Authorized Distributor

Click to View Pricing, Inventory, Delivery & Lifecycle Information:

[Amphenol:](#)

[082-340-1052](#)