

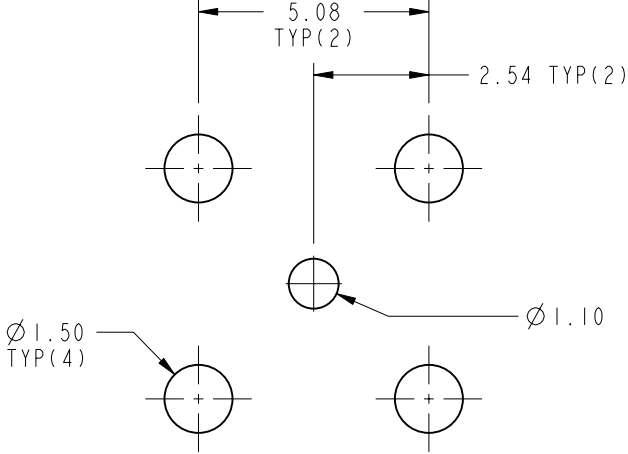
NOTES:

1. MATERIALS AND FINISHES:  
BODY - BRASS, GOLD PLATING.  
CONTACT - BeCu, GOLD PLATING.  
INSULATOR - PTFE
2. ELECTRICAL:  
A. IMPEDANCE: 75 OHM  
B. FREQUENCY RANGE: DC - 3 GHz  
C. RETURN LOSS: 30 dB MIN.  
D. DIELECTRIC WITHSTANDING VOLTAGE: 1000 VRMS, MIN.  
E. INSULATION RESISTANCE: 10,000 MEGOHMS MIN  
F. VOLTAGE RATING: 335 VRMS
3. MECHANICAL:  
A. DURABILITY: 500 CYCLES MIN.
4. ENVIRONMENTAL:  
A. THERMAL SHOCK PER MIL-STD-202 METHOD 107  
TEST CONDITION B (EXCEPT HIGH TEMP @200°C)  
B. VIBRATION: MIL-STD-202 METHOD 204 TEST CONDITION B  
C. SHOCK: MIL-STD-202 METHOD 213 TEST CONDITION B  
D. CORROSION: MIL-STD-202 METHOD 101  
TEST CONDITION B 5% SALT SOLUTION
5. PACKAGING:  
A. QUANTITY: SINGLE PACK  
B. MARKING: BAG TO BE MARKED:  
"AMPHENOLRF, 34-1040 DATE CODE"

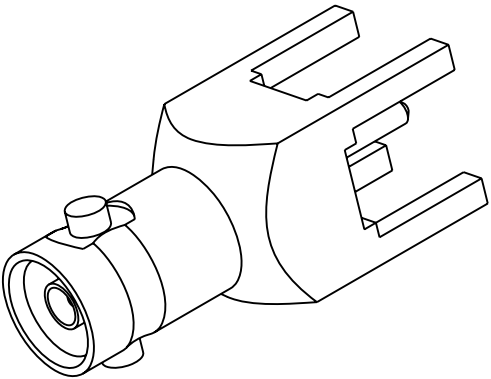
THIRD ANGLE PROJ.

REVISIONS

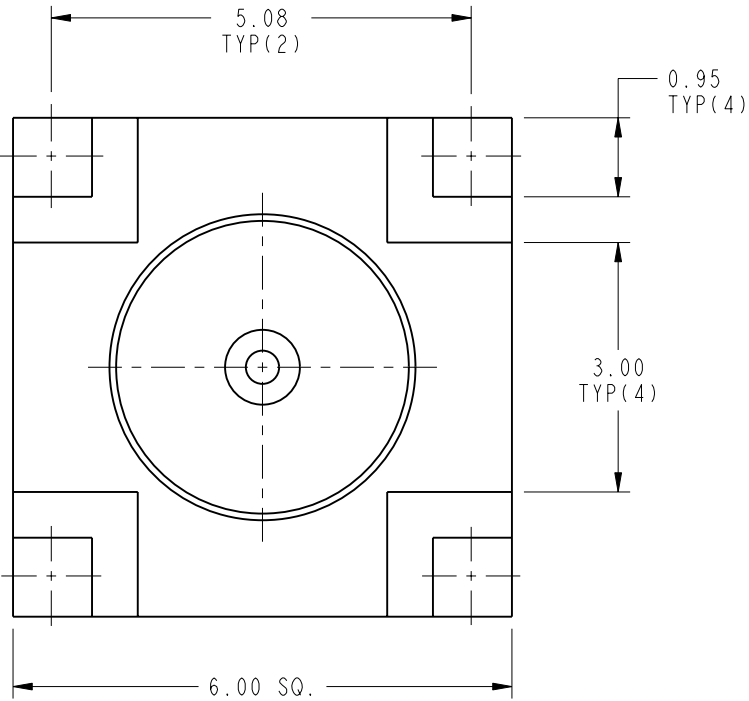
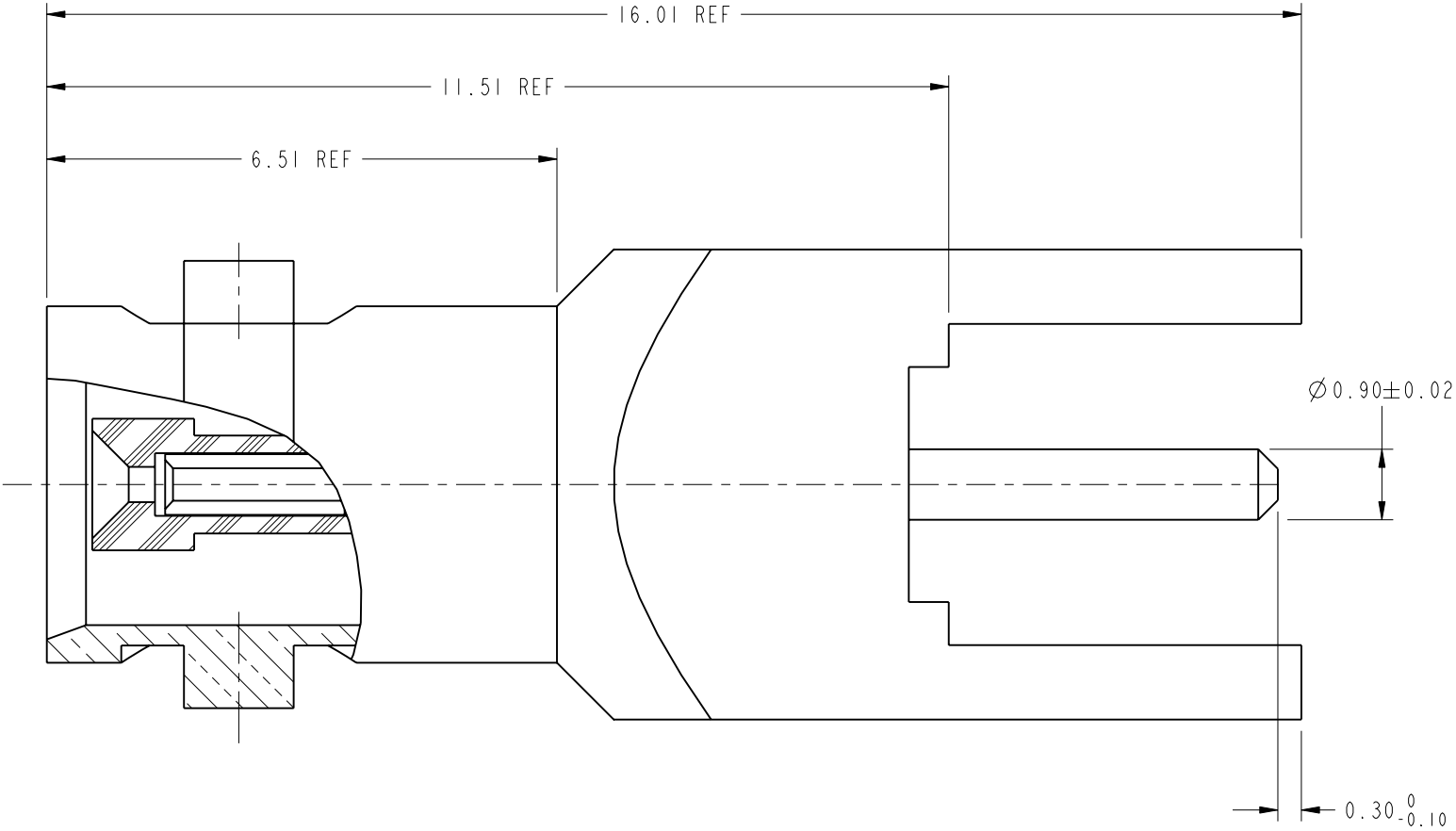
REV	DESCRIPTION	DATE	ECO	APPR
A	RELEASE TO MFG.	22-Feb-11	48466	FW



RECOMMENDED PCB MOUNTING HOLES DIMENSIONS



SCALE 4.000



CUSTOMER OUTLINE DRAWING

ALL OTHER SHEETS ARE FOR INTERNAL USE ONLY

UNLESS OTHERWISE SPECIFIED, DIMENSIONS ARE IN METRIC AND TOLERANCES ARE:  
<0.5mm ± 0.05mm 0.5 - 6mm ± 0.1mm 6 - 30mm ± 0.2mm 30 - 120mm ± 0.3mm ANGLES ±1°

NOTICE - These drawings, specifications, or other data (1) are, and remain the property of Amphenol corp. (2) must be returned upon request; and (3) are confidential and not to be disclosed to any person other than those to whom they are given by Amphenol Corp. the furnishing of these drawings, specifications, or other data by Amphenol Corp., or to any other person to anyone for any purpose is not to be regarded by implicatioin or otherwise in any manner licensing, granting rights to permitting such holder or any other sperson to manufacture, use or sell any product, process or design, patented or otherwsie, that may in any way be related to or disclosed by said drawings, specifications, or other data.

MATERIAL  
SEE NOTES

REFERENCE  
EAR #4381

CONFIGURATION LEVEL: ☐ ☐ ☐

FINISH

DRAWN  
CLEMENT

ENGINEER  
CLEMENT

APPROVED  
S.HSIEH

CAD FILE

Root Folder:/34-1040

DATE  
22-Feb-11

DATE  
03-Nov-10

DATE  
24-Feb-11

TITLE  
HD-BNC, STR JACK  
PCB THROUGH HOLE  
4 LEGS RECEPTACLE

SCALE: 6.0:1.0 SHEET 2 OF 2

DWG SIZE  
B

REV  
A

Amphenol RF

www.amphenolrf.com

DRAWING NO.34-1040

ITEM NO.34-1040

PART NO.34-1040

# Mouser Electronics

Authorized Distributor

Click to View Pricing, Inventory, Delivery & Lifecycle Information:

[Amphenol:](#)

[34-1040](#) [034-1040](#)