

NOTES:

1. MATERIALS AND FINISHES:  
BODY AND BAYONET SLEEVE - BRASS, NICKEL PLATING  
OUTER CONTACT - BeCu, NICKEL PLATING  
CONTACT - PHOSPHOR BRONZE, GOLD PLATING  
FERRULE - BRASS, NICKEL PLATING  
INSULATOR - PTFE
2. ELECTRICAL:  
A. IMPEDANCE: 75 OHM  
B. FREQUENCY RANGE: DC - 4 GHz  
C. RETURN LOSS: 30 dB MIN @ 3 GHz  
D. DIELECTRIC WITHSTANDING VOLTAGE: 1000 VRMS, MIN.  
E. INSULATION RESISTANCE: 10,000 MΩ MIN
3. MECHANICAL:  
A. DURABILITY: 500 CYCLES MIN.  
B. TEMPERATURE RANGE: -65° C TO +165° C
4. ENVIRONMENTAL:  
A. THERMAL SHOCK PER MIL-STD-202 METHOD 107  
TEST CONDITION B (EXCEPT HIGH TEMP @200°C)  
B. VIBRATION: MIL-STD-202 METHOD 204 TEST CONDITION B  
C. SHOCK: MIL-STD-202 METHOD 213 TEST CONDITION B  
D. CORROSION: MIL-STD-202 METHOD 101  
TEST CONDITION B 5% SALT SOLUTION
5. PACKAGING:  
A. QUANTITY: SINGLE PACK  
B. MARKING: BAG TO BE MARKED:  
"AMPHENOL RF, 34-1027" DATE CODE  
U.S. PATENT NO. 7,553,177"
6. HIGH DENSITY INSTALLATION/REMOVAL TOOL: 227-T2000
7. CABLE ASSEMBLY INSTRUCTIONS:  
A. TRIM CABLE AS SHOWN.  
B. CRIMP CONTACT TO CABLE CENTER CONDUCTOR  
WITH .042 INCH SQUARE DIE  
C. CRIMP FERRULE WITH .255 INCH HEX

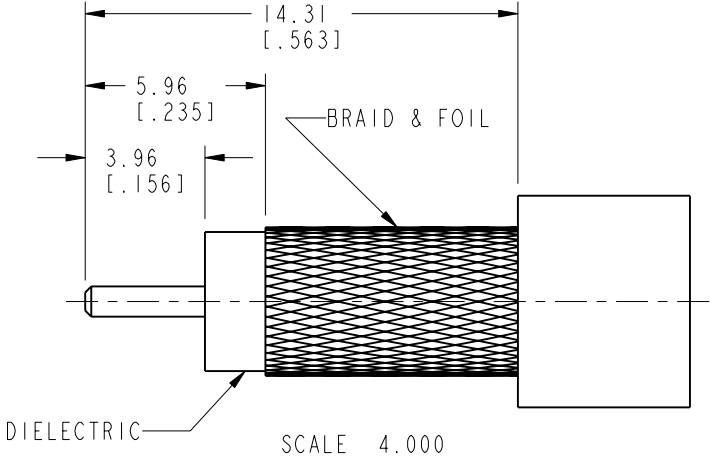
8 SHOWS CABLE ENTRY DIMENSIONS.

INTERFACE PER  
349-50820  
SERIES: HD-BNC PLUG

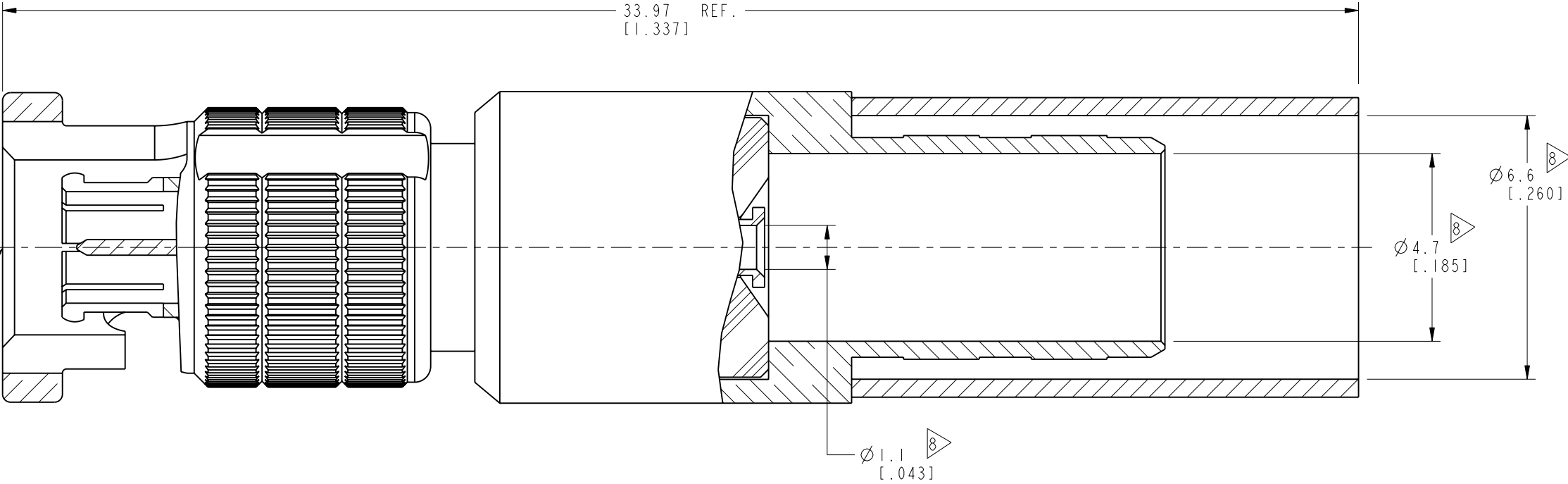
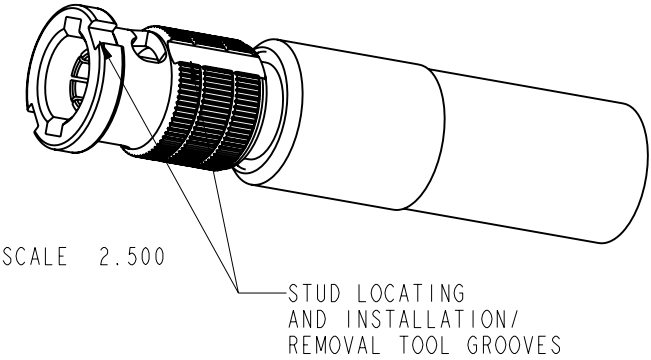
THIRD ANGLE PROJ.

REVISIONS

REV	DESCRIPTION	DATE	ECO	APPR
A	RELEASED TO MFG.	--	48162	AAP
B	NOTE 5-B WAS CHANGED	23-Feb-11	48437	SH
C	COUPLING MECHANISM UPDATED	20-Aug-12	49203	SH
D	NOTE 4 IN SHEET 1 WAS CHANGED	07-Aug-18	08804	SH



RECOMMENDED CABLE  
STRIPPING DIMENSIONS



PROTECTED UNDER U.S. PATENT # 7,553,177

CUSTOMER OUTLINE DRAWING

ALL OTHER SHEETS ARE FOR INTERNAL USE ONLY

UNLESS OTHERWISE SPECIFIED, DIMENSIONS ARE IN METRIC AND TOLERANCES ARE: <0.5mm ± 0.05mm    0.5 - 6mm ± 0.1mm    6 - 30mm ± 0.2mm    30 - 120mm ± 0.3mm    ANGLES ±1° NOTICE - These drawings, specifications, or other data (1) are, and remain the property of Amphenol corp. (2) must be returned upon request; and (3) are confidential and not to be disclosed to any person other than those to whom they are given by Amphenol Corp. the furnishing of these drawings, specifications, or other data by Amphenol Corp., or to any other person to anyone for any purpose is not to be regarded by implication or otherwise in any manner licensing, granting rights to permitting such holder or any other person to manufacture, use or sell any product, process or design, patented or otherwise, that may in any way be related to or disclosed by said drawings, specifications, or other data.	MATERIAL  SEE NOTES	DRAWN W.ZENG	DATE 9-Aug-18	TITLE HD-BNC STR PLUG FOR 1695A 9.50 MM PITCH SCALE: 7.5:1.0   SHEET 2 OF 2 DWG SIZE B REV D	Amphenol RF Danbury CT USA, Tainan, Taiwan, Shenzhen, China www.amphenolrf.com DRAWING NO.34-1027 ITEM NO.34-1027 PART NO.34-1027
	REFERENCE EAR # 3982	ENGINEER A ARUN PRABU	DATE 25-Mar-10		
	CONFIGURATION LEVEL:	APPROVED S.HSIEH	DATE 10-Aug-18		
	FINISH	CAD FILE			

# Mouser Electronics

Authorized Distributor

Click to View Pricing, Inventory, Delivery & Lifecycle Information:

[Amphenol:](#)

[034-1027](#)