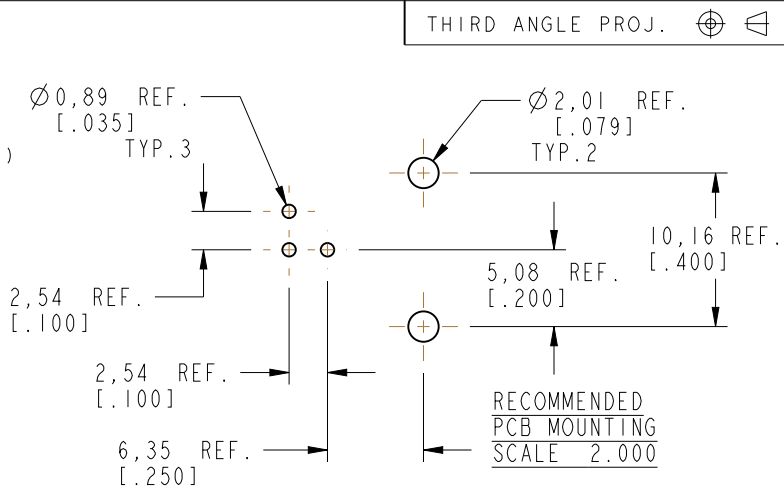


NOTES:

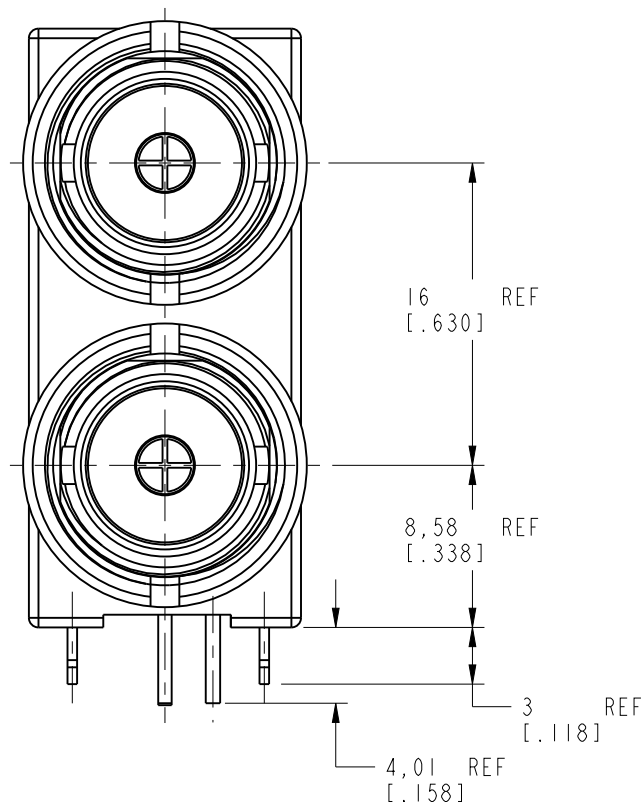
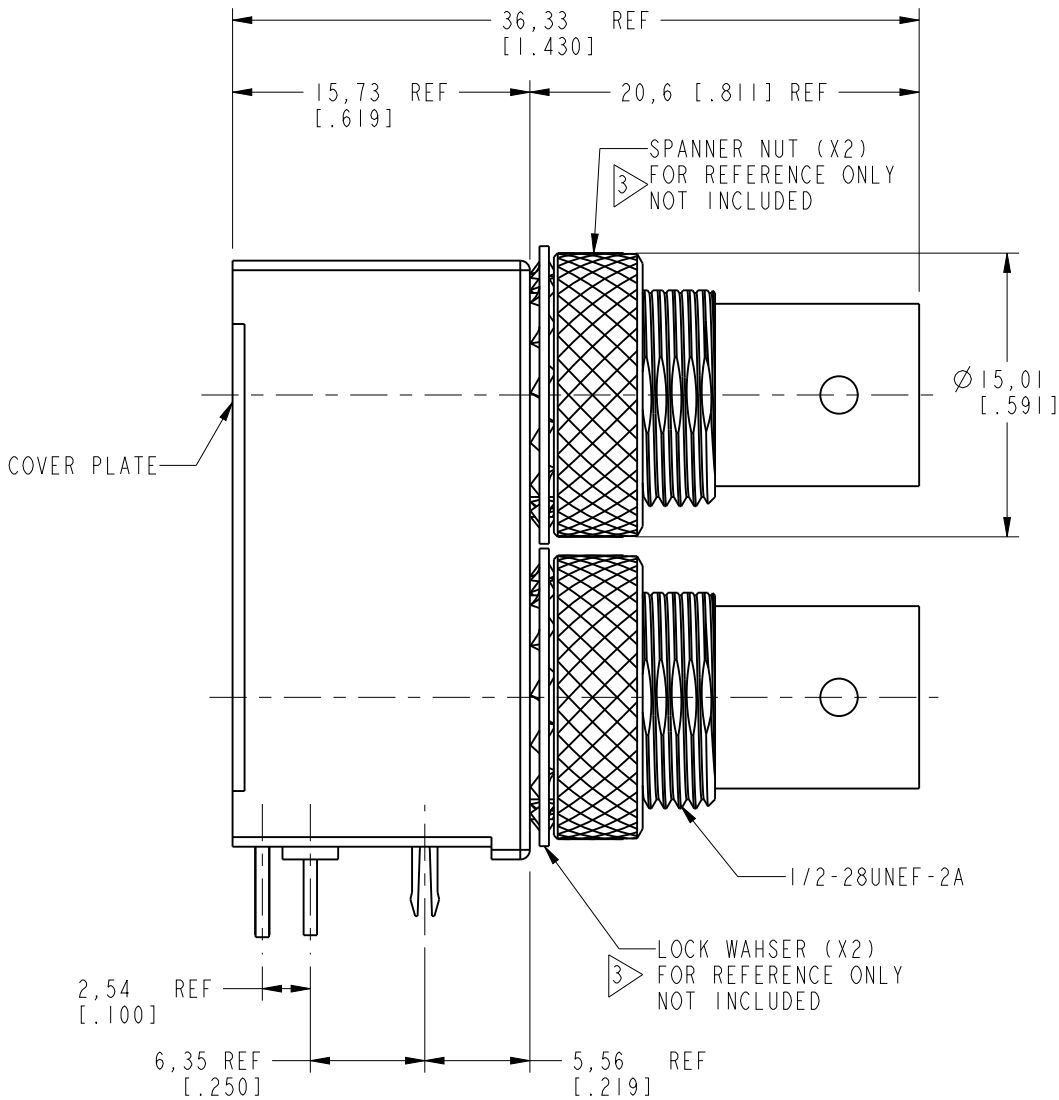
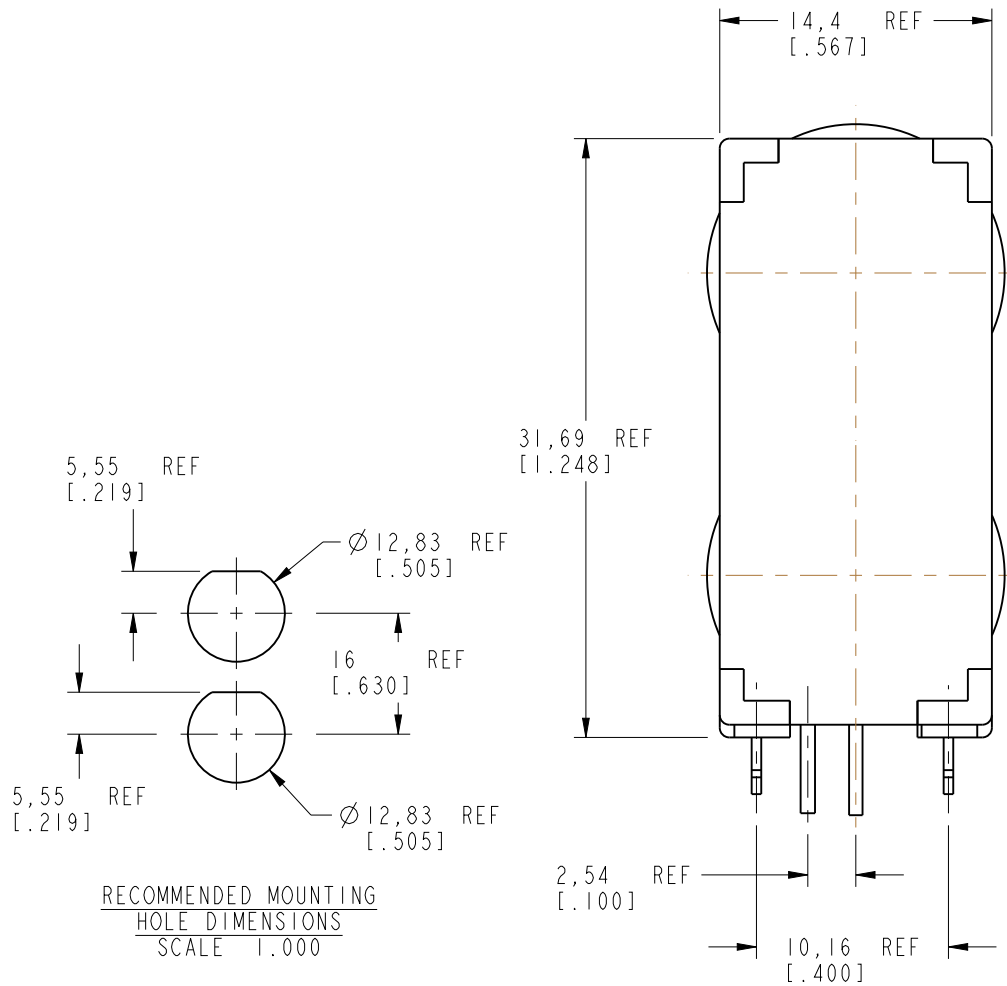
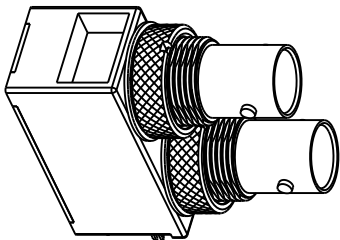
1. MATERIALS OF CONSTRUCTION:  
CONNECTOR BODY = ZINC DIE CAST, NICKEL PLATED (.000100 THICK MIN)  
REAR COVER = ZINC DIE CAST, NICKEL PLATED  
CENTER CONTACTS = PHOSPHOR BRONZE, GOLD FLASH OVER NICKEL PLATED (.000100 THICK MIN)  
IN CONTACT AREA, CONTACT TAILS ARE TIN OVER NICKEL (.000100 THICK MIN)  
GROUNDING TERMINAL = COPPER, TIN PLATED (.000080 THICK)  
MOUNTING HOOKS = BRASS, TIN PLATED (.000080 THICK MIN)  
LOCK WASHER = PHOSPHOR BRONZE , NICKEL PLATED (.000080 THICK MIN)  
SPANNER NUT = BRASS, NICKEL PLATED (.000080 THICK MIN)  
INSULATORS = POLYPROPYLENE UL94 HB  
FASTENERS = STEEL  
RETENTION INSULATOR = PBT+15% GLASS FIBER  
SPACER = PBT+15% GLASS FIBER

2. ELECTRICAL:  
A. IMPEDANCE: 75 OHM  
B. FREQUENCY RANGE: DC - 500 MHz

3. PACKAGING:  
A. BULK PACKAGED IN TRAY  
B. QUANTITY = 20 PIECES  
C. HARDWARE SHOWN FOR REFERENCE ONLY  
D. HARDWARE MUST BE PURCHASED SEPERATELY  
E. SPANNER NUT = P/N 31-6080 (40 PC BULK PACK  
F. LOCK WASHER = P/N 31-6079 (40 PC BULK PACK  
G. HARDWARE KIT = P/N 31-6108, AND INCLUDES 2 SPANNER NUTS & 2 LOCKWASHERS IN 1 BAG.



REVISIONS				
REV	DESCRIPTION	DATE	ECO	APPR
A	RELEASE TO MFG.	6/6/02	44068	ORB
B	36.33 WAS 38.83; 15.73 WAS 18.23	9/25/02	44214	ORB
C	ADDED 3 G	6/6/03	44504	CPM
D	SEE SHEET 1	6/16/05	45589	CPM
E	SEE SHEET 1 (RD-DMI009080IS4)	18-8-11	48249	CPM
F	CHANGE THE COMPONENT NAMES ON NOTE 1	30-Jul-12	49105	SH
G	SEE SHEET 1	1/27/14	49867	JTS



**CUSTOMER OUTLINE DRAWING**  
ALL OTHER SHEETS ARE FOR INTERNAL USE ONLY

UNLESS OTHERWISE SPECIFIED, DIMENSIONS ARE IN METRIC AND TOLERANCES ARE: <0.5mm ± 0.05mm    0.5 - 6mm ± 0.1mm    6 - 30mm ± 0.2mm    30 - 120mm ± 0.3mm    ANGLES ±1°	MATERIAL -	DRAWN R.MAO	DATE 27-Jul-12	TITLE DUAL PORT BNC PCB MOUNT RECEPTACLE HOOK		Amphenol RF Danbury CT USA, Tainan, Taiwan, Shenzhen, China www.amphenolrf.com	
		ENGINEER O. BARTHELMES	DATE 08-Aug-11				
		REFERENCE EAR #                      AND	APPROVED S.HSIEH	DATE 18-Jun-13	SCALE: 2.5:1.0   SHEET    2 OF 2		DRAWING NO.    B705003-NPB3G-75
		CONFIGURATION LEVEL: <input type="checkbox"/> <input type="checkbox"/> <input type="checkbox"/>	CAD FILE		DWG SIZE B	REV G	ITEM NO.            017050AAE00MA7F PART NO.            31-6071

# Mouser Electronics

Authorized Distributor

Click to View Pricing, Inventory, Delivery & Lifecycle Information:

[Amphenol:](#)

[31-6071](#) [031-6071](#)