

NOTES:

1. MATERIALS AND FINISHES:
BODY, WASHER & SHELL - BRASS, SILVER PLATING
CONTACT - BRASS, GOLD PLATING
INSULATOR - PTFE, NATURAL
SPRING - BeCu, NICKEL PLATING
GASKET - SILICONE RUBBER, RED
FERRULE - COPPER, SILVER PLATING

2. ELECTRICAL:
A. IMPEDANCE: 50 OHM

3. MECHANICAL:
A. DURABILITY: 500 CYCLES MIN.
B. TEMPERATURE RANGE: -65° C TO +165° C

4. PACKAGING:
A. QUANTITY: SINGLE PACK
B. MARKING: BAG TO BE MARKED
"AMPHENOL RF, 31-4427, AND DATE CODE"

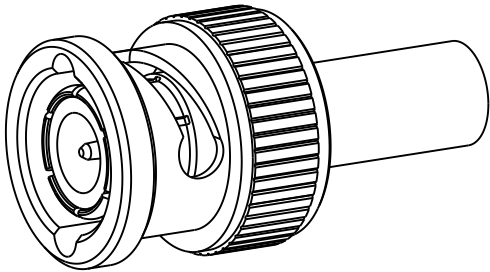
5. CABLE ASSEMBLY INSTRUCTIONS:
A. TRIM CABLE AS SHOWN.
B. SLIDE FERRULE ON TO THE CABLE.
C. INSERT CABLE CENTER CONDUCTOR TO CONTACT.
D. SOLDER CABLE CENTER CONDUCTOR TO CENTER CONTACT.
E. WHEN CRIMPING CONTACT TO CABLE, CRIMP WITH AMPHENOL TOOL 227-944 (M22520/5-01) AND DIE SET 227-1221-11, CAVITY 'B' (M22520/5-11 CLOSURE 'B'), (0.068" HEX).
F. INSERT CABLE INTO CONNECTOR WITH BRAID OVER KNURL UNTIL IT BOTTOMS.
G. CRIMP FERRULE WITH AMPHENOL TOOL 227-944 (M22520/5-01) AND DIE SET 227-1221-11, CAVITY 'A' (M22520/5-11, CLOSURE 'A'), (0.213" HEX).

6. SHOWS CABLE ENTRY DIMENSIONS

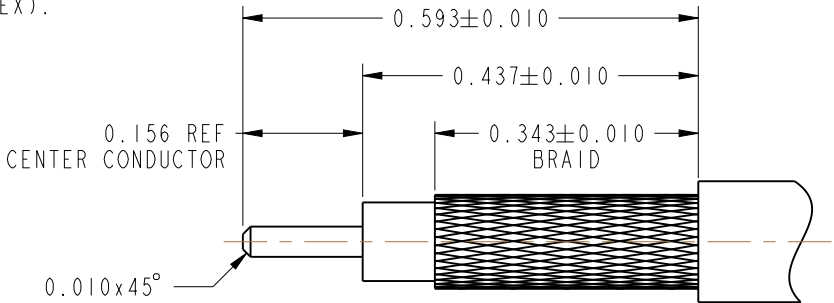
THIRD ANGLE PROJ.

REVISIONS

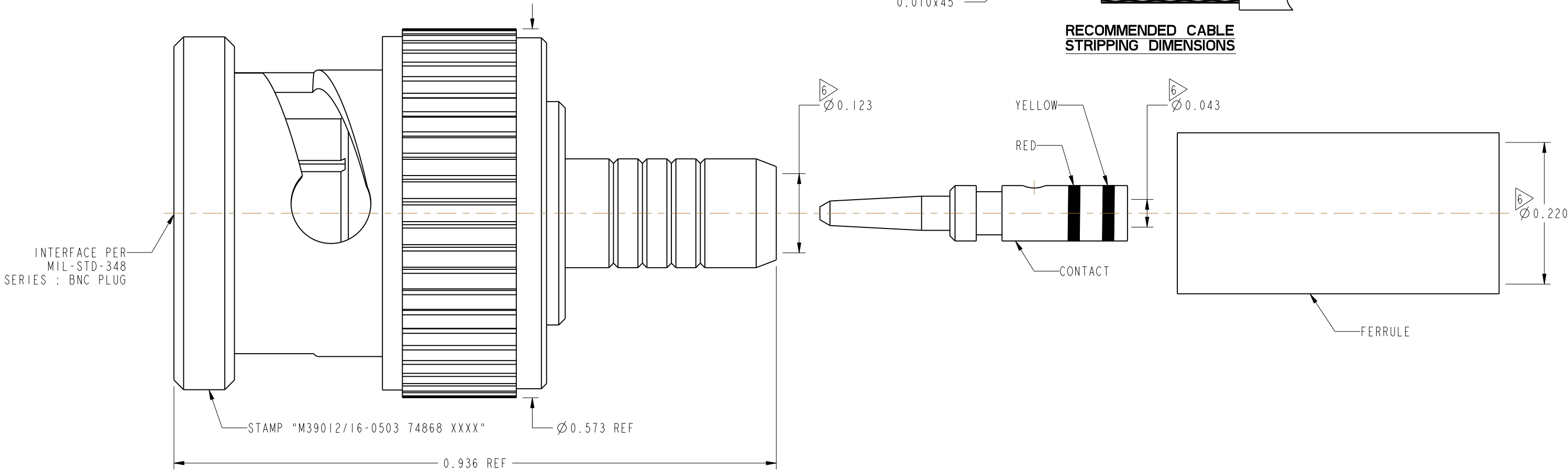
REV	DESCRIPTION	DATE	ECO	APPR
--	RELEASE TO MFG.	--	--	--
W	REDRAWN IN PRO-E, NOTES UPDATED & COD SHEET ADDED	20-Sep-13	49679	RV
Y	FORMAT UPDATED	09-May-16	00562	AAP
AA	INSULATOR UPDATED	6/1/16	00883	MR



SCALE 2.200



RECOMMENDED CABLE STRIPPING DIMENSIONS



INTERFACE PER
MIL-STD-348
SERIES : BNC PLUG

STAMP "M39012/16-0503 74868 XXXX"

Ø0.573 REF

0.936 REF

Ø0.123

YELLOW

RED

CONTACT

Ø0.043

FERRULE

Ø0.220

THIS CONNECTOR IS COVERED BY U.S. PATENT 3,336,563.

MIL-C-39012 INSPECTION

CUSTOMER OUTLINE DRAWING

ALL OTHER SHEETS ARE FOR INTERNAL USE ONLY

UNLESS OTHERWISE SPECIFIED, DIMENSIONS ARE IN INCHES AND TOLERANCES ARE: 2 PLACE DECIMAL 3 PLACE DECIMAL ANGLES ±.015 (0,381 mm) ±.005 (0,127 mm) ± 1°	MATERIAL SEE NOTES	DRAWN RAJAVIJAYAN S DATE 09-Aug-13	TITLE BNC STR PLUG MIL-CRIMP (CATEGORY D) FOR RG 142 & 400/U CABLE		Amphenol RF www.amphenolrf.com	
NOTICE - These drawings, specifications, or other data (1) are, and remain the property of Amphenol corp. (2) must be returned upon request; and (3) are confidential and not to be disclosed to any person other than those to whom they are given by Amphenol Corp. the furnishing of these drawings, specifications, or other data by Amphenol Corp., or to any other person to anyone for any purpose is not to be regarded by implication or otherwise in any manner licensing, granting rights to permitting such holder or any other person to manufacture, use or sell any product, process or design, patented or otherwise, that may in any way be related to or disclosed by said drawings, specifications, or other data.	REFERENCE MIL-C-39012/16-0503	ENGINEER D.ROYCE DATE 28-Mar-91	APPROVED K. CAPOZZI DATE 6/1/16		DRAWING NO.31-4427	
	CONFIGURATION LEVEL: In Work	CAD FILE	SCALE: 6.4:1.0 SHEET 2 OF 2		ITEM NO.31-4427	
	FINISH		DWG SIZE B		REV AA	
					PART NO.31-4427	

Mouser Electronics

Authorized Distributor

Click to View Pricing, Inventory, Delivery & Lifecycle Information:

[Amphenol:](#)

[31-4427](#) [031-4427](#)