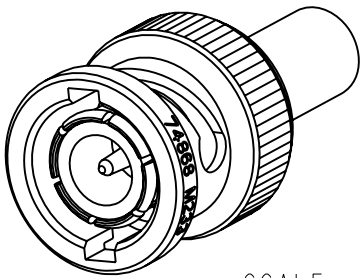
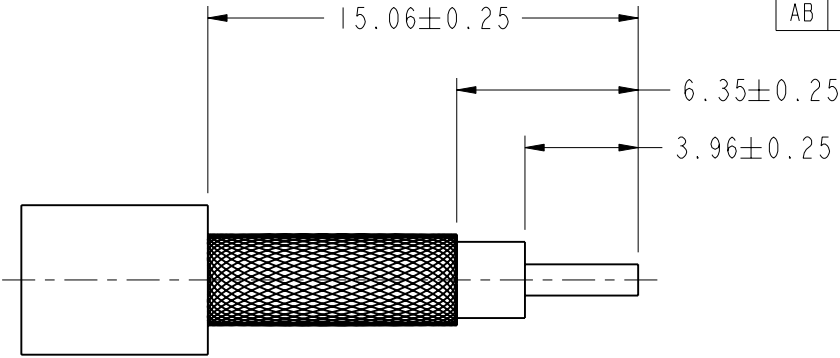


- NOTES:
- MATERIALS AND FINISHES:  
BODY - BRASS, NICKEL PLATING  
CONTACT - BRASS, GOLD PLATING  
INSULATOR - PTFE, NATURAL
  - ELECTRICAL:  
A. IMPEDANCE: 50 OHM  
B. FREQUENCY RANGE: DC - 4 GHz  
C. DIELECTRIC WITHSTANDING VOLTAGE: 1500 VRMS, MIN.
  - MECHANICAL:  
A. DURABILITY: 500 CYCLES MIN.  
B. TEMPERATURE RANGE: -65° C TO +165° C
  - WHEN SOLDERING CONTACT TO CABLE,  
ROSIN CORE SOFT SOLDER PER QQ-S-571, Sn60 IS RECOMMENDED.  
WHEN CRIMPING CONTACT TO CABLE, CRIMP WITH AMPHENOL TOOL  
227-944 (M22520/5-01) AND DIE SET 227-1221-11, CAVITY 'B'  
(M22520/5-11, CLOSURE 'B')
  - WHEN CRIMPING FERRULE TO CABLE, CRIMP WITH AMPHENOL TOOL  
277-944 (M22520/5-01) AND DIE SET 227-1221-11 CAVITY 'A'  
(M22520/5-11 CLOSURE 'A')

THIRD ANGLE PROJ.

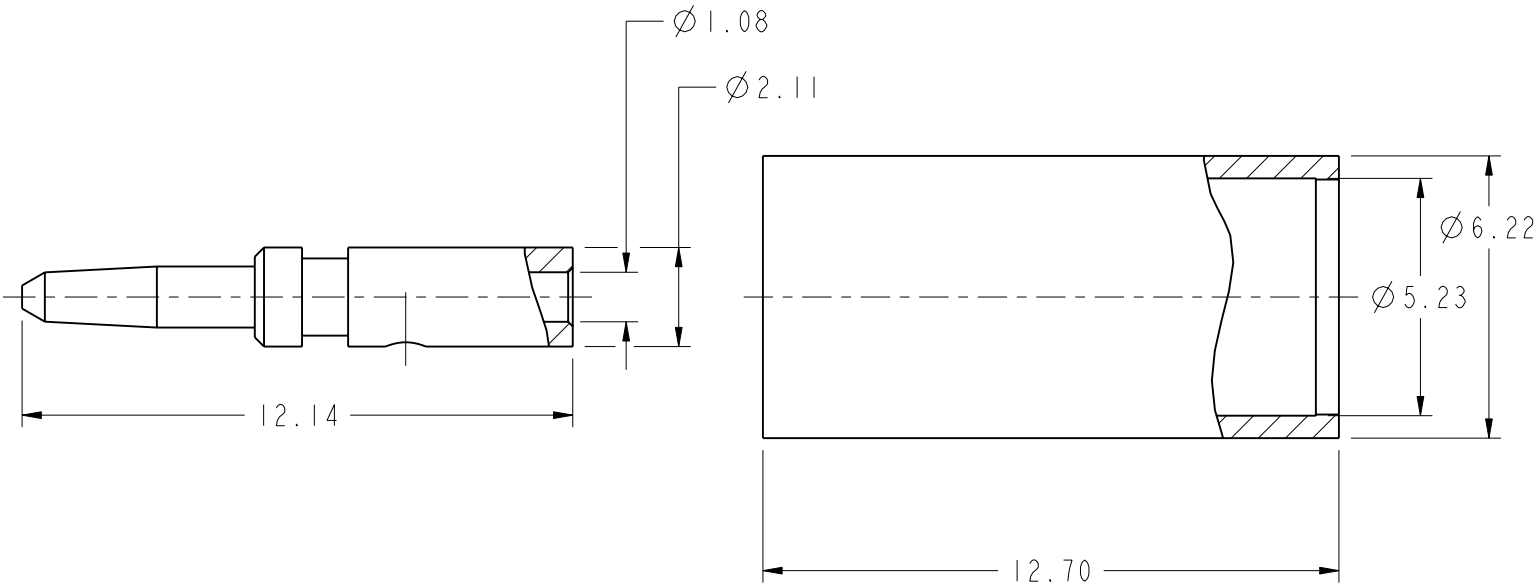
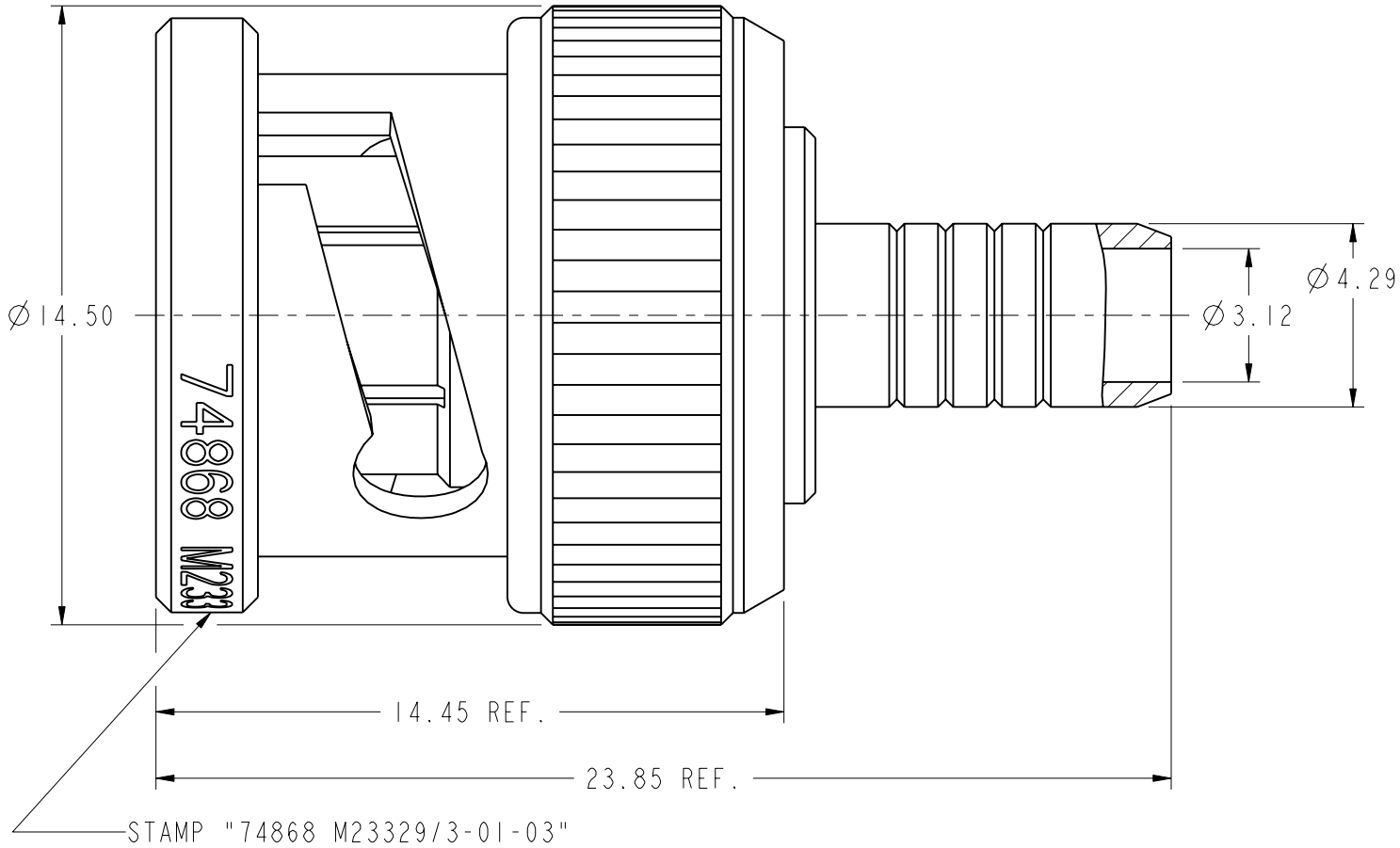
REVISIONS

REV	DESCRIPTION	DATE	ECO	APPR
A2	SEE SHEET 1	29-Oct-02		
B	SEE SHEET 1	19-Mar-04		
B1	SEE SHEET 1	30-Jun-05		
C	SEE SHEET 1	28-Feb-08		AW
AA	REDRAWN TO UPDATE FORMAT	04-Dec-08	47247	SH
AB	SEE SHEET 1	17-Mar-10	47921	SH



SCALE 2.000

RECOMMENDED CABLE  
STRIPPING DIMENSIONS



**CUSTOMER OUTLINE DRAWING**  
ALL OTHER SHEETS ARE FOR INTERNAL USE ONLY

UNLESS OTHERWISE SPECIFIED, DIMENSIONS ARE IN METRIC AND TOLERANCES ARE:  
<0.5mm ±0.05mm 0.5 - 6mm ±0.1mm 6 - 30mm ±0.2mm 30 - 120mm ±0.3mm ANGLES ±1°

NOTICE - These drawings, specifications, or other data (1) are, and remain the property of Amphenol corp. (2) must be returned upon request; and (3) are confidential and not to be disclosed to any person other than those to whom they are given by Amphenol Corp. the furnishing of these drawings, specifications, or other data by Amphenol Corp., or to any other person to anyone for any purpose is not to be regarded by implicatioin or otherwise in any manner licensing, granting rights to permitting such holder or any other sperson to manufacture, use or sell any product, process or design, patented or otherwsie, that may in any way be related to or disclosed by said drawings, specifications, or other data.

MATERIAL

DRAWN  
T.DENG

DATE  
15-Jan-10

ENGINEER  
C.WANG

DATE  
15-Jan-10

REFERENCE

APPROVED  
S.HSIEH

DATE  
17-Mar-10

CAD FILE

1:/BNC/31-320

TITLE  
BNC CRIMP PLUG  
FOR RG-58/U & 141/U  
CABLE

SCALE: 6.0:1.0 SHEET 2 OF 2

DWG SIZE  
B

REV  
AB

Amphenol RF

Danbury CT USA, Tainan, Taiwan, Shenzhen, China  
www.amphenolrf.com

DRAWING NO. 31-320

ITEM NO. 31-320

PART NO.31-320

# Mouser Electronics

Authorized Distributor

Click to View Pricing, Inventory, Delivery & Lifecycle Information:

[Amphenol:](#)

[31-320](#) [031-320](#)