

NOTES:
1. MATERIALS AND FINISHES:

BODY - ZINC DIECAST PER ASTM B86, MATTE TIN PLATING (.000100 THICK MIN.)
INNER BODY - BRASS PER ASTM B16, NICKEL PL. 100 MIN.THICK OVER COPPER STRIKE
CONTACT - BRASS PER ASTM B16, GOLD PLATING (.000030 THICK MIN.)
INSULATOR - PTFE PER ASTM D1710, COLOR: NATURAL
COLORED RING - NYLON 46, COLOR: PER TABLE

2. ELECTRICAL:

A. IMPEDANCE: 50 OHM, NOMINAL
B. FREQUENCY RANGE: DC - 3 GHz
C. VSWR(RETURN LOSS): 1.2 (20.8 dB), MAX.
D. D.W.V.: 800 VRMS, MIN.

3. MECHANICAL:

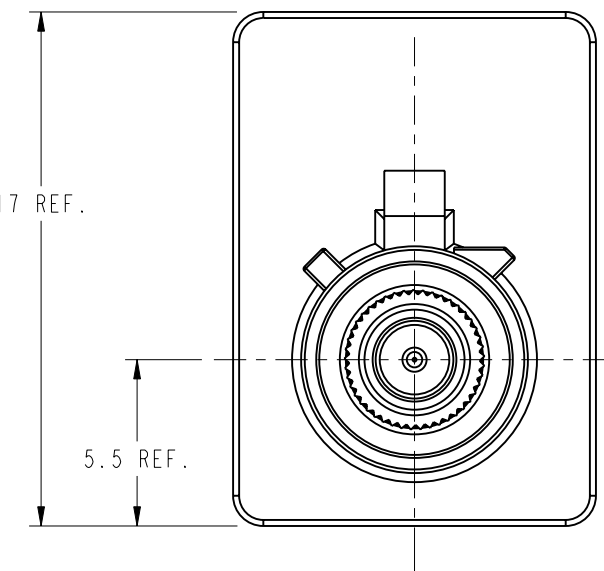
A. DURABILITY: 100 CYCLES MIN.
B. TEMPERATURE RANGE: -65° C TO 165° C
C. SUITABLE FOR PICK AND PLACE AND SOLDER REFLOW PROCESSING PER AMPHENOL SPEC. 349-50712
D. CONNECTOR-BOARD RETENTION: 110N MIN., AXIAL
E. FAKRA INTERFACE PER DIN 72594-1
F. MOISTURE SEAL: INTERFACE MEETS IP64 (UNMATED)

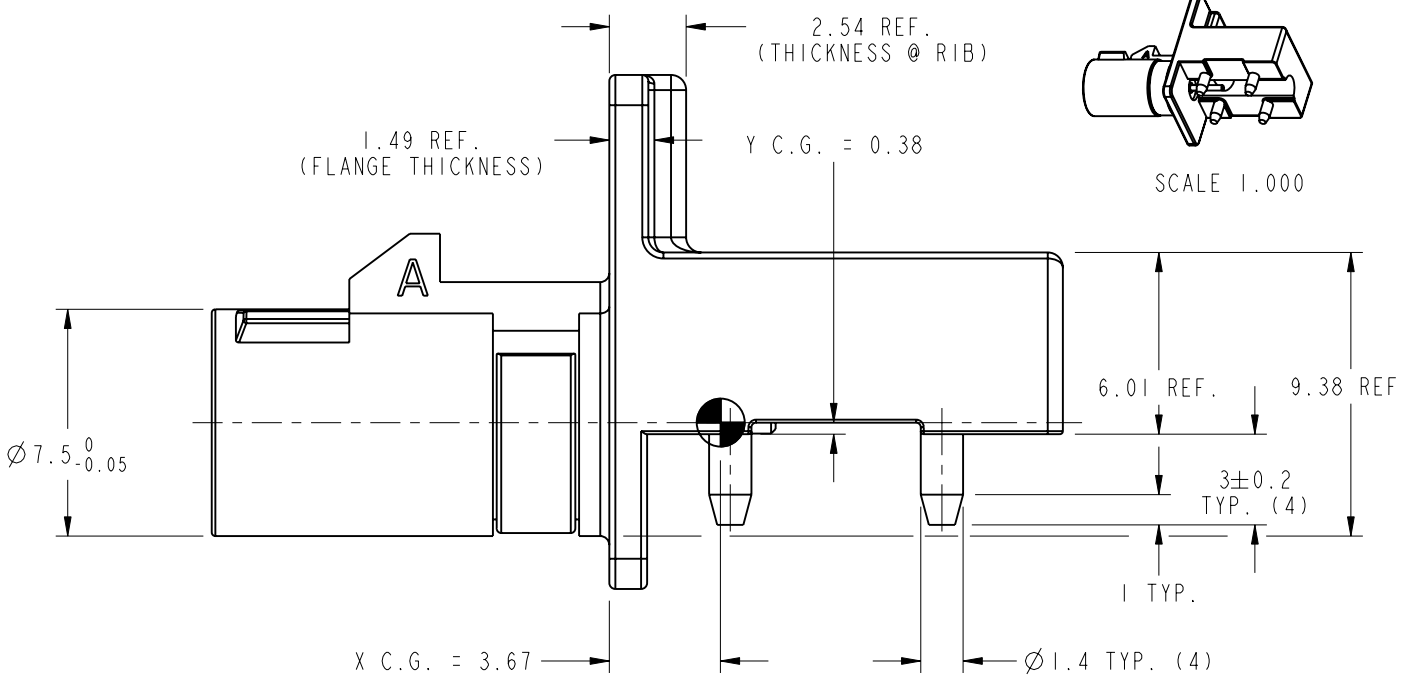
4. PACKAGING:

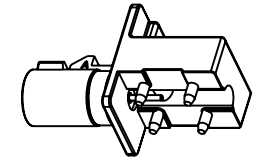
A. TAPE & REEL
B. MARKING: REELS TO BE MARKED:
"AMPHENOL RF, 2FAI-NXSP-PCB-3, AND DATE CODE"

THIRD ANGLE PROJ.

REVISIONS				
REV	DESCRIPTION	DATE	ECO	APPR
A	RELEASE TO MFG.	28-Dec-09	47940	BCG
B	A) 17 REF. WAS 21 REF., B) Y.C.G.: 0.38 WAS 3.268 C) REMOVED MOUNTING HOLE \RD-DM11050401K\	09-May-11	48148	MJN







CONFIGURATION CONTROL:
NO CHANGES PERMITTED TO DRAWING WITHOUT
PPAP QUALIFIED CUSTOMER APPROVAL

AMPHENOL RF PART NUMBER	CODING	COLOR
2FAI-NASP-PCB-3	A	JET BLACK
2FAI-NBSP-PCB-3	B	CREAM
2FAI-NCSP-PCB-3	C	SIGNAL BLUE
2FAI-NDSP-PCB-3	D	CLARET VIOLET
2FAI-NESP-PCB-3	E	LEAF GREEN
2FAI-NFSP-PCB-3	F	NUT BROWN
2FAI-NGSP-PCB-3	G	BLUE GREY
2FAI-NHSP-PCB-3	H	HEATHER VIOLET
2FAI-NISP-PCB-3	I	BEIGE
2FAI-NKSP-PCB-3	K	CURRY
2FAI-NLSP-PCB-3	L	CARMINE RED
2FAI-NMSP-PCB-3	M	PASTEL ORANGE
2FAI-NNSP-PCB-3	N	PASTEL GREEN
2FAI-NZSP-PCB-3	Z	WATER BLUE

RECOMMENDED PCB LAYOUT

SCALE 1.000

FAKRA INTERFACE
PER NOTE 3E

CUSTOMER OUTLINE DRAWING

ALL OTHER SHEETS ARE FOR INTERNAL USE ONLY

UNLESS OTHERWISE SPECIFIED, DIMENSIONS ARE IN METRIC AND TOLERANCES ARE: <0.5mm 0.5 - 6mm 6 - 30mm 30 - 120mm ANGLES ± 0.05mm ±0.1mm ±0.2mm ± 0.3mm ±1° NOTICE - These drawings, specifications, or other data (1) are, and remain the property of Amphenol corp. (2) must be returned upon request; and (3) are confidential and not to be disclosed to any person other than those to whom they are given by Amphenol Corp. the furnishing of these drawings, specifications, or other data by Amphenol Corp., or to any other person to anyone for any purpose is not to be regarded by implication or otherwise in any manner licensing, granting rights to permitting such holder or any other person to manufacture, use or sell any product, process or design, patented or otherwise, that may in any way be related to or disclosed by said drawings, specifications, or other data.	MATERIAL -	DRAWN B.C. GLEISSNER	DATE 13-Jun-08	TITLE FAKRA PLUG, PCB MOUNT, LOW PROFILE, STR. CONTACT, WITH MOUNTING FLANGE		Amphenol RF Danbury CT USA, Tainan, Taiwan, Shenzhen, China www.amphenolrf.com	
	REFERENCE EAR # 2920 AND	ENGINEER B.C. GLEISSNER	DATE 13-Jun-08				
	CONFIGURATION LEVEL: RELEASE	APPROVED S.HSIEH	DATE 09-May-11	SCALE: 4.0:1.0 SHEET 2 OF 2		DRAWING NO. 2FAI-NXSP-PCB-3	
	FINISH	CAD FILE I:\FAKRA\2FAI-NXSP-PCB-3		DWG SIZE B	REV B	ITEM NO. 2FAI-NXSP-PCB-3	
						PART NO. 2FAI-NXSP-PCB-3	

Mouser Electronics

Authorized Distributor

Click to View Pricing, Inventory, Delivery & Lifecycle Information:

[Amphenol:](#)

[2FA1-NASP-PCB-3](#)