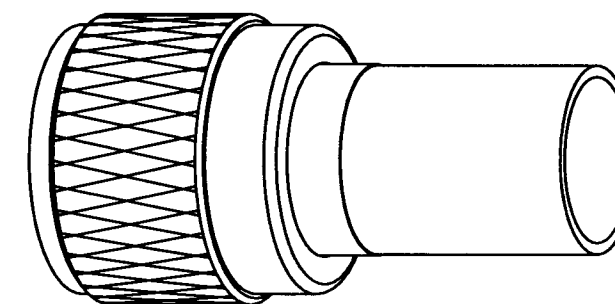


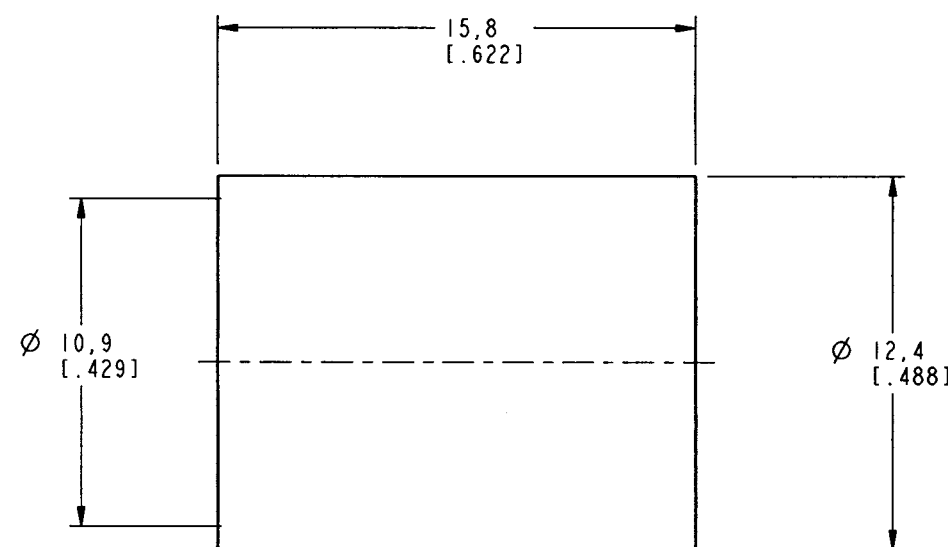
NOTES:

- 1. MATERIALS OF CONSTRUCTION:
 SHELL, FERRULE & BODY = BRASS, NICKEL PLATED
 CONTACT PIN = BRASS, SILVER PLATED
 INSULATOR = PHENOLIC, YELLOW PER PANTONE 110C

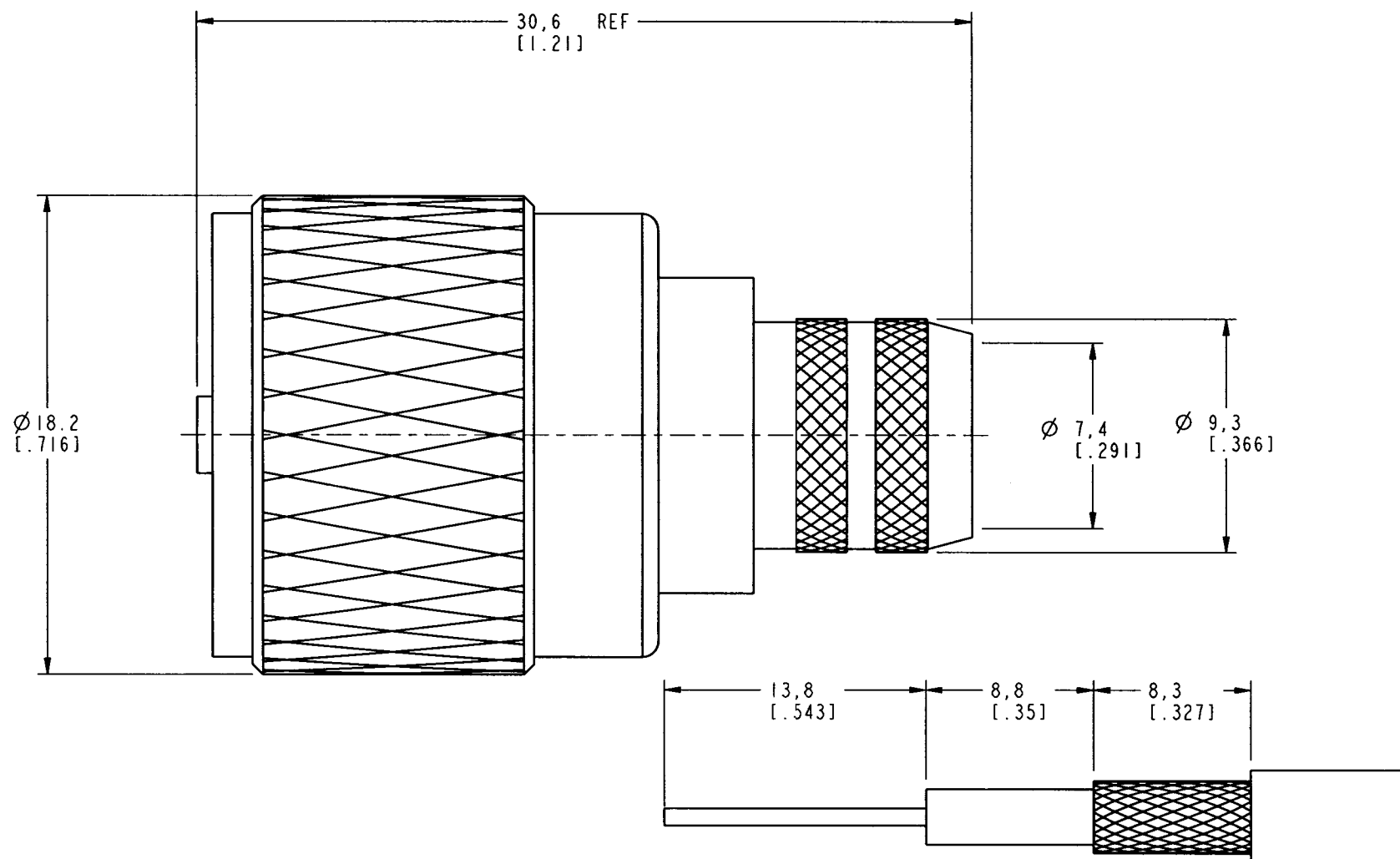
83-8SP-RFX		REVISIONS		
DRAWING NO.	REV	DESCRIPTION	DATE	ECO
THIRD ANGLE PROJ.	A	RELEASE TO MFG.	8/25/00	43482
				APPR CPM



SCALE 2.000



CUSTOMER OUTLINE DRAWING
FOR REFERENCE ONLY



RECOMMENDED CABLE
STRIPPING DIMENSIONS
SCALE 3.000

UNLESS OTHERWISE SPECIFIED, DIMENSIONS ARE IN INCHES AND TOLERANCES ARE: 0.5 - 6mm ±0.2mm 6 - 30mm ±0.4mm 30 - 120mm ±0.6mm	MATERIAL	DRAWN C. McGRATH	DATE 8/16/00	TITLE UHF CRIMP PLUG	Amphenol Amphenol Corporation Communication and Network Products Division Danbury, CT U.S.A. 06810
	REFERENCE EAR 967604-0 GEN# ASSYM2-UHF	ENGINEER T. AUBIN	DATE 8/16/00		
NOTICE - These drawings, specifications, or other data (1) are, and remain the property of Amphenol Corp. (2) must be returned upon request; and (3) are confidential and not to be disclosed to any person other than those to whom they are given by Amphenol Corp. The furnishing of these drawings, specifications, or other data by Amphenol Corp., or to any other person to anyone for any purpose is not to be regarded by implication or otherwise in any manner licensing, granting rights or permitting such holder or any other person to manufacture, use or sell any product, process or design, patented or otherwise, that may in any way be related to or disclosed by said drawings, specifications, or other data.		CAD FILE I:\UHF\83-8SP-RFX	CODE ID 74868	DWG SIZE B	DRAWING NO. 83-8SP-RFX
					REV A

Mouser Electronics

Authorized Distributor

Click to View Pricing, Inventory, Delivery & Lifecycle Information:

[Amphenol:](#)

[083-8SP-RFX](#)