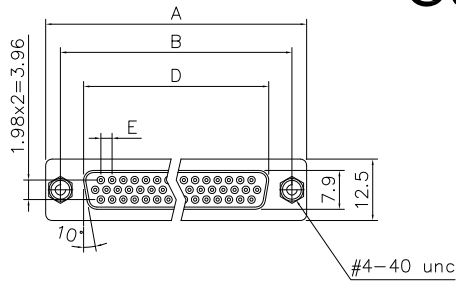


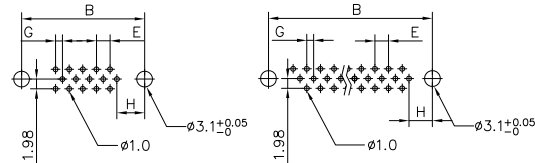
This document is the property of Amphenol Corporation and is delivered on the express condition that it is not to be disclosed, reproduced or used, in whole or in part, for manufacture or sale by anyone other than Amphenol Corporation without its prior consent, and that no right is granted to disclose or to use any information in this document.

Customer drawing



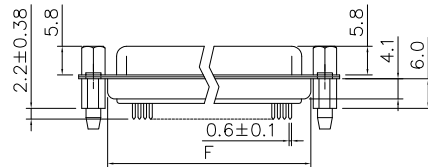
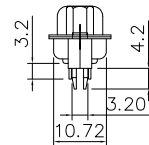
15 POSITION FEMALE

26,44,62 POSITION FEMALE



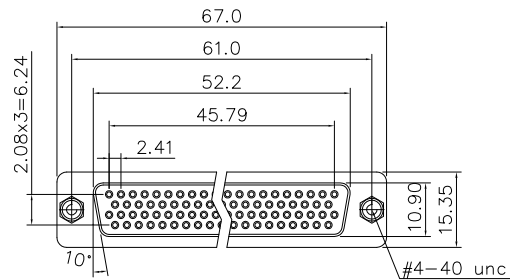
RECOMMENDED P.C.B LAYOUT

TOLERANCE: ±0.05MM

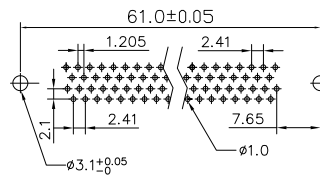


Dimensions

Shell size	Positions	A	B	D	E	F	G	H
E	15	30.81	24.99	16.33	2.29	19.20	1.145	7.04
A	26	39.20	33.30	24.70	2.29	27.70	1.145	6.88
B	44	53.05	47.04	38.40	2.29	41.10	1.145	6.88
C	62	69.40	63.50	54.80	2.41	57.30	1.205	7.00

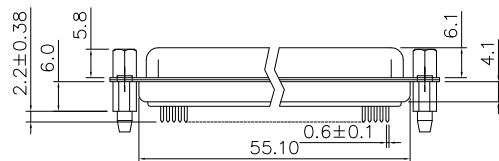


78 POSITION MALE/FEMALE

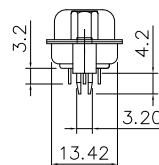


RECOMMENDED P.C.B LAYOUT

TOLERANCE: ±0.05MM



78 Positions



D-SUB TECHNICAL DATA

SHELL :	Steel, 100u" min Tin Over 50u" min nickel over 50u" min Copper
BODY :	Glass-Filled Thermoplastic PBT, UL94V-0, color Black
CONTACTS :	Copper alloy Gold Flash over 50u" Nickel on mating area 100u" Tin over 50u" Nickel on solder area
BOARDLOCK:	Brass, 100u" min Tin Plated
SCREWLOCK:	Copper Alloy, 30u"min Nickel Plated
ELECTRICAL :	Voltage rating 250 V Rms Current Rating :3 AMP Withstanding Voltage : 500 V AC/rms Insulation resistance : 1000 MΩ min Contact resistance 20 mΩ max
MARKING :	Amphenol...(Series No.) Commercial reference Manufacturing date

PRODUCT CODE

L 77 HD X H XX S OL2 RM8 32

L: RoHS Compliance	Tail length: 3.2mm
77: tinned shell for receptacle	Grounding tabs: RM8=Retention clip+ front screwlock
HD: high density	Termination: Straight for PCB
Shell Size :E,A,B,C,D	Contact type: S: Socket
Rear mounting type: H = rear insert 4-40	Configuration: 15,26,44,62,78

UNLESS OTHERWISE SPECIFIED TOLERANCES		APPROVAL	DATE
	U.S.	METRIC	
.X	+/-	0.50	DRAWN Bella.wu 11/07/22
.XX	+/-	0.30	CHECKED Tony.Tang 11/07/22
.XXX	+/-	0.20	CHECKED
FRACTIONS	+/-		
ANGLES	+/-	5°	
FOR MATERIALS AND FINISHES SEE NOTES		DRAWING FILE :	
REMOVE SHARP EDGES		ANGLE OF PROJECTION	
DIMENSIONS			
U.S.	INCHES		
METRIC	MM		

Amphenol

D-sub,HD Series

SIZE	DRAWING NO.	REV.
A4	L77HDXHXXSOL2RM832	2
SCALE	NONE	SHEET 1 OF 1

Mouser Electronics

Authorized Distributor

Click to View Pricing, Inventory, Delivery & Lifecycle Information:

[Amphenol:](#)

[L77HDEH15SOL2RM832](#)