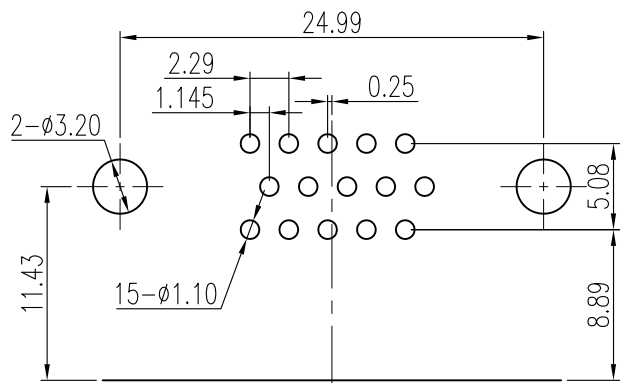
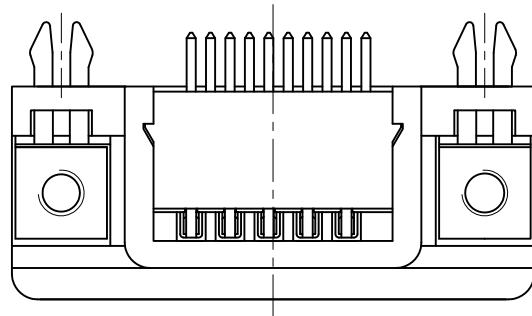
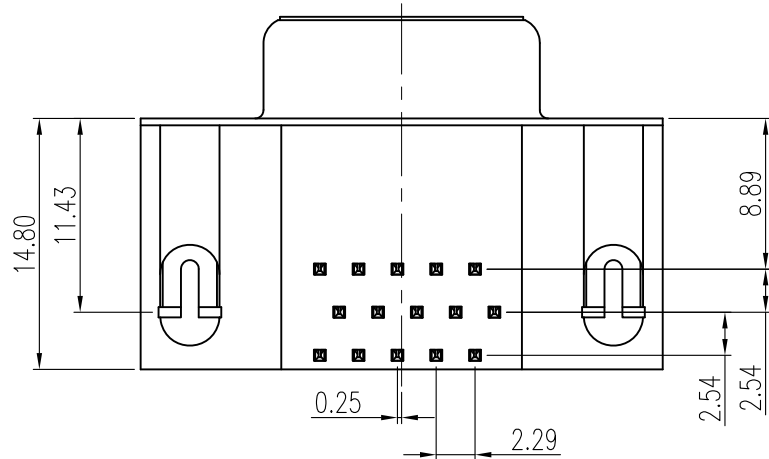
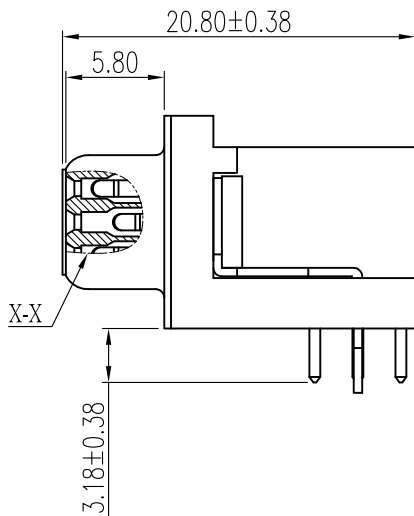
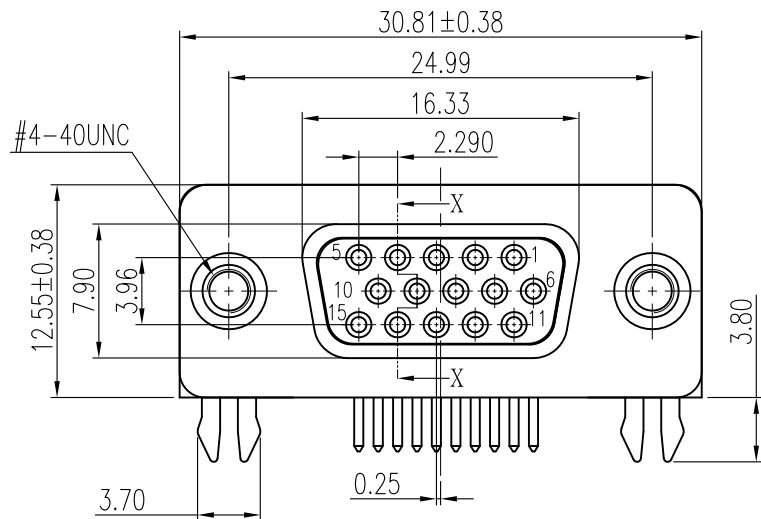


This document is the property of Amphenol Corporation and is delivered on the express condition that it is not to be disclosed, reproduced or used, in whole or in part, for manufacture or sale by anyone other than Amphenol Corporation without its prior consent, & that no right is granted to disclose or to use any information in this document.

Customer drawing



RECOMMENDED P.C.B LAYOUT
TOLERANCE:±0.05MM



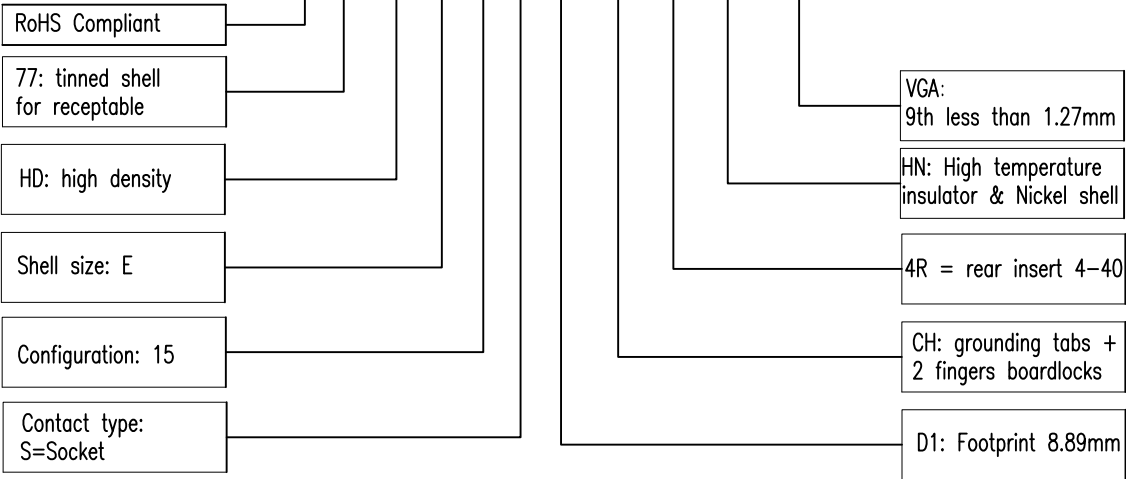
REVISIONS				
SYM	ECN	DESCRIPTION	DATE	APPROVED
1	HK--	First Release Drawing	05/14/15	IP

D-SUB TECHNICAL DATA

SHELL : SPCC, 80u” min nickel over 50u” min Copper
BODY : PA9T, UL 94V-0, Color: Blue.
CONTACTS : Copper Alloy
Gold flash over 50u” nickel on mating area
100u” tin over 50u” nickel on solder area
RIVET : Copper Alloy, Nickel plated
BOARDLOCK: Copper Alloy. Tin plated
ELECTRICAL : Voltage rating 250 V Rms Max.
Current rating 3A per contact
Withstanding Voltage >1000 V Rms
Insulation resistance >1000 M Ohms
Contact resistance 25 mOhms max.
MARKING : Amphenol
Manufacturing date

PRODUCT CODE

L 77 HD E 15 S D1 CH 4R HN VGA



UNLESS OTHERWISE SPECIFIED TOLERANCES		APPROVAL	DATE
	U.S.	DRAWN	05/14/15
	METRIC	CHECKED	05/14/15
.X	+/-		
.XX	+/-		
.XXX	+/-		
FRACTIONS	+/-		
ANGLES	+/-		
FOR MATERIALS AND FINISHES SEE NOTES		DRAWING FILE :	
REMOVE SHARP EDGES		ANGLE OF PROJECTION	
DIMENSIONS			
U.S.	INCHES		
METRIC	MM		

Amphenol		
Amphenol East Asia Limited		
TITLE		
Stamped and formed contact,HD series		
SIZE	DRAWING NO.	REV.
A4	L77HDE15SD1CH4RHNVGA	1
SCALE	NONE	SHEET 1 OF 1

Mouser Electronics

Authorized Distributor

Click to View Pricing, Inventory, Delivery & Lifecycle Information:

[Amphenol:](#)

[L77HDE15SD1CH4RHNVGA](#)